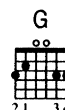
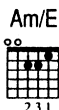
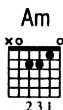


"Wish You Were Here"

WORDS AND MUSIC BY ROGER WATERS AND DAVID GILMOUR

TRANSCRIBED BY KENN CHIPKIN



Tune Gtrs.3 and 4 to open G (low to high: D, G, D, G, B, D)

Tune Gtrs.1 and 2 to standard tuning

**A** Intro

Slow Rock ♩ = 60

Em7

G5

Em7

Rhy. Fig.1

\* Gtr.1 (12-string acous., standard tuning)

1

let ring throughout

\* set back in the mix to sound far away.

4

G5 Em7 A7sus4 Em7

8

A7sus4 G end Rhy. Fig.1

**B** 1st Guitar Solo

Em7

G5

Em7

Gtr.2 (6-string acous., standard tuning)

w/Rhy. Fig.1 (1st 7 bars only)

11

mf

From Pink Floyd's Capitol recording Wish You Were Here

©1975 Pink Floyd Music Publishers Limited.

# TRADING LICKS

14

G5 Em7 A7sus4

17

Em7 A7sus4 G

w/Rhy. Fill 1

P.M. full full full

## C 1st Verse

So                      So you think you can tell                      heaven from hell                      Blue skies from pain

C/G                      D/F#                      Am                      Am/E                      Am

Gtrs. 1 and 2                      w/Fill 1

Rhy. Fig. 2

20

### Rhy. Fill 1

A7sus4 G

Gtr. 1

let ring

### Fill 1

Gtr. 3 (elec.)  
Open G tuning (low to high: D, G, D, G, B, D)

w/side                      *pp* < *mp*                      *mf*                      *pp* < *mf* < < <

Fill 2

Gtr. 3

\* fade in w/volume control                      \*\* swell volume in specified rhythm

Can you tell a green field

from a cold steel rail

A smile from a veil

23

G D D/F# C/G w/Fill 2 end Rhy. Fig.2

**D** 2nd Verse

Do you think you can tell

Did they get you to trade

your heroes for ghosts

Hot ashes for trees

Am/E Gtr.1 and 2 G C/G D/F#

26 Gtr.3 (elec.) Open G tuning (low to high: D, G, D, G, B, D) w/slide w/Rhy. Fig.2

Hot air for a cool breeze

Cold comfort for change

Did you exchange

Am Am/E Am G D D/F#

30

a walk-on part in the war

for a lead role in a cage

C/G Am G

33

Gtr.1 and 2 Gtr.3 w/Rhy. Fill 2

Rhy. Fill 2

G Gtr.1 and 2

let ring

TAB

**E** 2nd Guitar Solo

Em7  
Gtr.4 (6-string acous.)  
Open G tuning (low to high: D, G, D, G, B, D)  
w/Rhy. Fig.1 (1st 7 bars only)

G5

Em7

36

39

42

**F** 3rd Verse

How I wish

How I wish you were here

We're just two lost souls swimmin' in a fish bowl

C/G  
Gtrs. 1 and 2

D/F#

Am

45

Rhy. Fill 3

A7sus4

Gtr. 1

let ring

year after year                      Runnin' over the same old ground                      What have we found the same old

G    D/F#    C/G

48

fears                                      Wish you were here

Am    G

51

53

Em7                                      G5                                      Em7

Gr.1

56

G5                                      Em7                                      A7sus4                                      Em7

60

A7sus4                                      G

Gr.3 w/Rhy. Fill 4

w/slide

### G Outro Guitar Solo

Em7

G5

Em7

63 w/Rhy. Fig.1 (1st 8 meas. only)

Musical notation for measures 63-65. Treble clef, key signature of one sharp (F#). Measure 63 starts with a rest followed by a series of eighth and quarter notes. Measure 64 continues with eighth notes. Measure 65 features a quarter note followed by eighth notes. Below the staff, guitar tablature shows fingerings: 12 10 8 9 7 9 8 for measure 63; 7 9 7 9 for measure 64; and 8 9 8 10 8 12 12 14 12 12 for measure 65.

G5

Em7

A7sus4

Musical notation for measures 66-68. Measure 66 has eighth notes with a wavy line above. Measure 67 has eighth notes with a wavy line below. Measure 68 has eighth notes with a wavy line above. Tablature below shows: 12 16 14 12 14 for measure 66; 16 15 15 10 12 15 15 16 15 15 12 10 14 for measure 67; and 14 14 10 12 12 14 14 for measure 68.

(begin fade)

Em7

w/wind effect

A7sus4

G

Grts. 1 and 2 (standard tuning)

G5

Musical notation for measures 69-72. Measure 69 has eighth notes with a wavy line above. Measure 70 has eighth notes with a wavy line below. Measure 71 has eighth notes with a wavy line above. Measure 72 has eighth notes with a wavy line below. Tablature below shows: 10 12 12 for measure 69; 12 9 12 9 12 for measure 70; 12 11 12 14 14 14 for measure 71; and a sequence of chords for measure 72: G (3 3 3 3 3 3), G5 (0 0 3 3 3 3), G (0 0 3 3 3 3), and G5 (0 0 3 3 3 3).

Em7

G5

Em7

G5

(fade out)

Musical notation for measures 73-76. Measure 73 has eighth notes with a wavy line above. Measure 74 has eighth notes with a wavy line below. Measure 75 has eighth notes with a wavy line above. Measure 76 has eighth notes with a wavy line below. Tablature below shows: 2 0 2 for measure 73; 0 0 3 3 for measure 74; 0 2 0 for measure 75; and 2 0 2 0 2 0 2 0 2 0 2 0 for measure 76.

\* wind effect gets louder segueing into "Shine On You Crazy Diamond-Part VI"

Rhy. Fill 4  
G  
let ring  
TAB: 3 3 3 3 3 3 3 3 3 3 3 3 3 0 2 0

"Wish You Were Here" (Bassline)

WORDS AND MUSIC BY ROGER WATERS AND DAVID GILMOUR

TRANSCRIBED BY ANDY ALEDORT

A Intro B 1st Guitar Solo C 1st Verse

Slow Rock ♩ = 60

Did they get you to trade...

Elec. Bass 1

D 2nd Verse

28

C/G D/F# Am G

32

D C/G Am G

E 2nd Guitar Solo

36

Em7 G5 Em7 G5

40

Em7 A7sus4 Em7 A7sus4

From Pink Floyd's Capitol recording Wish You Were Here ©1975 Pink Floyd Music Publishers Limited.

**F** 3rd Verse  
How I wish...

44 G C D/F# Am G

49 D/F# C Am G

53 Em7 G5 Em7 G5 Em7

58 A7sus4 Em7 A7sus4 G

**G** Outro Solo

63 Em7 G5 Em7 G5

begin fade

67 Em7 A7sus4 Em7 A7sus4 G

72 Em7 G5 Em7 G5

77 Em7 A7sus4 Em7 A7sus4 (fade out)