

LARRY CORYELL
Advanced Jazz
Guitar



HOTICKS®

1. **Gm7#5** **F#3** **Bmaj7** **Emaj9** OR **E6/9** OR **Emaj9** 2. **Eb6** **A6** **Adim**

B

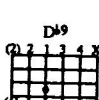
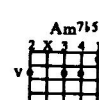
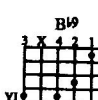
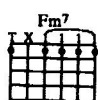
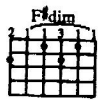
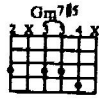
Eb6 **Am7b5** **A6m7** **D67** **G6** **Gdim** **A6m11** **Adim**

B6m11 **Cm11** **F139 (no root)** **B6/9** **Em7** **A7** **Dmaj7** **Ddim**

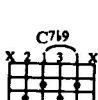
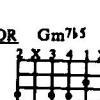
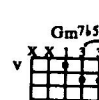
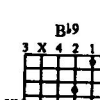
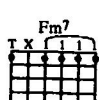
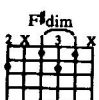
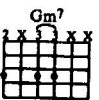
Em7 **Fdim** **F#m7** **G#m9** **C7** **G#maj9** **Fm9** **B67**

Extended

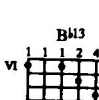
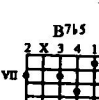
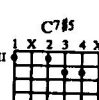
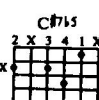
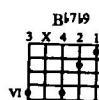
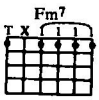
A



Musical notation for the first system of the 'Extended' section, including a treble clef staff with notes and a bass staff with fret numbers.



Musical notation for the second system of the 'Extended' section, including a treble clef staff with notes and a bass staff with fret numbers.



Musical notation for the third system of the 'Extended' section, including a treble clef staff with notes and a bass staff with fret numbers.

Ex. 1 G^bmaj7

Musical notation for Exercise 1, including a treble clef staff with notes and a bass staff with fret numbers.

Ex. 2 Gdim

Musical notation for Exercise 2, including a treble clef staff with notes and a bass staff with fret numbers.

Ex. 3 8-tone (1+2)
Gdim

Ex. 4 A^bm

Ex. 5 Adim

Ex. 6 Cm7 F7b9 Bbmaj9

Ex. 7 D Ionian Em7 A7

Ex. 8 Gbmaj7 Gdim Abm Adim

Bbm Cm Bbmaj7 Em7 A7 Dmaj7 D#dim

Em7 Fdim F#m7 G#m7 D7 Gbmaj7

Ex. 9

Ex. 10

Ex. 11 B^b Ionian

Root

Ex. 12 D^b Mixolydian () = passing tone

Ex. 13 "8-tone" or 1 + 2

Ex. 14 C#dim(sus) over C bass = C7b9

Ex. 15 G# Jazz Minor

C# Jazz Minor F# Jazz Minor Fm7 to B^b7

FIRST THINGS FIRST

© 1986 Coryell Publishing BMI

Melody (Dominant 7th Blues)

The main musical score consists of three systems of music. Each system includes a treble clef staff with a melody line and a guitar fretboard diagram below it. The fretboard diagrams show fingerings for the strings (T, A, B) and fret numbers (0-10). Chord symbols are placed above the staff: C7, F7, C7, F7, F#°, E°, A7b9, and Dm7.

A musical example showing a sequence of chords: A^b13, G13, C9, E^b9, D9, and D^b9. The notation includes a treble clef staff with a melody line and a guitar fretboard diagram below it.

Ex. 16

Example 16 shows a melodic line on a treble clef staff and a corresponding guitar fretboard diagram below it. The fretboard diagram shows fingerings for the strings (T, A, B) and fret numbers (7, 8, 5, 6, 8, 9, 6, 7, 9, 10, 7, 8, 10, 7, 9, 10, 7, 8, 10, 11).

Ex. 17

Two guitar chord diagrams are shown. The first is for C7^b9 with fingerings X 2 1 3 4 X. The second is for D^b9 with fingerings X 2 1 3 4 (4).

Ex. 18

Example 18 shows a melodic line on a treble clef staff and a corresponding guitar fretboard diagram below it. The fretboard diagram shows fingerings for the strings (T, A, B) and fret numbers (5, 2, 3, 5, 3, 2, 5, 6, 3, 4, 6, 4, 4, 3, 6).

Ex. 19 D harmonic minor

Ex. 20 (l.h. fingering)

Ex. 21 *ova*

Ex. 22 IV Chord - Coltrane-type lick in F Mixolydian

Ex. 23

Ex. 23A

Ex. 24

Ex. 25

Ex. 26

Ex. 27 Artificial Harmonics

* (r.h.p. = 4th finger of right hand)

Ex. 28 "Together"

Ex. 29

C¹³

Ex. 30

E^{m9/A}

Ex. 31

A^{13sus5}

Ex. 32

D^{7#9/5}

Ex. 33

D^{♭maj9}

Ex. 34

D^{♭maj9#11}

NOTATION SYMBOLS

The first system shows six measures of music. The top staff is a treble clef with a single melodic line. The bottom staff shows guitar fretting for each measure. Above the bottom staff, labels indicate the technique for each measure: 'B' for half step bend, 'B' for whole step bend, 'B R' for bend and release, 'Pre-B R' for pre bend and release, a note with a wavy line for microtonal bend, and a note with a wavy line for vibrato.

Half step bend Whole step bend Bend and release Pre bend and release Microtonal bend Vibrato

The second system shows six measures of music. The top staff is a treble clef with a single melodic line. The bottom staff shows guitar fretting for each measure. Above the bottom staff, labels indicate the technique for each measure: 'Hammer-on' (5 to 6), 'Pull off' (5 to 3), 'Legato slide' (3 to 5), 'Shift slide' (3 to 5), 'Harmonic' (12th fret diamond symbol), and 'Unpitched percussive notes' (marked with 'x' on the strings).

Hammer-on Pull off Legato slide Shift slide Harmonic Unpitched percussive notes

Music inscribed by Charyl Roberts