

I NEVER LOVED YOU ANYWAY

Words & Music by Andrea Corr, Caroline Corr, Sharon Corr, Jim Corr & Carole Bayer Sager

$\text{♩} = 102$



First system of musical notation. It includes a guitar chord chart at the top with chords D, Cadd9, G/B, D, Asus4, and G/B. Below the chords are three staves: a single treble clef staff with a whole rest, and a grand staff (treble and bass clefs) with piano accompaniment.








Second system of musical notation. It includes a guitar chord chart at the top with chords D, Cadd9, G/B, and D. Below the chords are three staves: a single treble clef staff with lyrics, and a grand staff with piano accompaniment. The lyrics are: "1. You bored me with your stories, I can't believe that I en -". A note below the first line of lyrics reads "(Verse 2 see block lyric)".



Third system of musical notation. It includes a guitar chord chart at the top with chords Asus4, G/B, D, Cadd9, and G/B. Below the chords are three staves: a single treble clef staff with lyrics, and a grand staff with piano accompaniment. The lyrics are: "-dured you for as long as I did. I'm happy it's over,".

© Copyright 1997 Universal-Songs Of PolyGram International Incorporated/
Beacon Communications Music Company/All About Me Music/Warner-Tamerlane Publishing Corporation, USA.
Universal Music Publishing Limited, Elnisore House, 77 Fulham Palace Road, London W6 8JA (66.67%)/
Warner/Chappell Music Limited, Griffin House, 161 Hammersmith Road, London W6 8BS (33.33%).
All Rights Reserved. International Copyright Secured.










I'm on - ly sor - ry that I did - n't make the move be - fore you. —





And when you go — I will re - mem - ber

to send a thank - you note — to that girl,





I see she's hold - ing you — so ten - der, well I

Cadd⁹



just wan - na say. I nev - er real - ly loved you

D



Am⁷



G/B



D



an - y - way, no I did - n't love you an - y - way,

Am⁷



G



D



Am⁷



G/B



I nev - er real - ly loved you an - y - way, I'm so

F



A



1.

D



2.

D



{ glad - } hap - py you're mov - ing a - way.

5
brintool



Musical notation system 1: Treble clef, key signature of two sharps (F# and C#). The system contains three staves. The top staff has whole rests. The middle staff has a melody starting with a dotted quarter note on G4, followed by eighth notes. The bottom staff has a bass line with a quarter note on G2 and rests.

Musical notation system 2: Treble clef, key signature of two sharps. The system contains three staves. The top staff has a whole rest followed by a quarter rest and then a melody starting on G4. The middle staff has a melody starting on G4. The bottom staff has a bass line with a quarter note on G2 and rests. The lyrics "Yeah, I am." are written below the middle staff.



Musical notation system 3: Treble clef, key signature of two sharps. The system contains three staves. The top staff has a whole rest. The middle staff has a melody starting on G4. The bottom staff has a bass line with a quarter note on G2 and rests.



Musical notation system 4: Treble clef, key signature of two sharps. The system contains three staves. The top staff has a melody starting on G4. The middle staff has the lyrics "And when you go — I will — re - mem - ber I must re -". The bottom staff has a bass line with a quarter note on G2 and rests.

rall. Cadd9

- mem - ber — to say — I nev - er real - ly loved you

D Am7 G D

an - y - way, no I did - n't love you an - y - way,

a tempo

Am7 G/B D Am7 G

I nev - er real - ly loved you an - y - way, I nev - er real - ly loved you

D Am7 G/B D

an - y - way, I nev - er real - ly loved you an - y - way, - I nev - er

Am7 G D Am7 G/B

no, I did-n't love you an - y - way, — nev - er loved you an - y - - -
 loved you an - y - way, — nev - er loved you an - y - - -

D Am7 G F A

an - y - way. — I'm so hap - py you're mov - ing a - way, —
 way, I nev - er loved you an - y - way.

D F A D

yeah, I'm de - light - ed you're mov - ing a - way.

D5 C5 G/B D5



Repeat to fade

Verse 2:

Valentino, I don't think so
You watching MTV while I lie dreaming in an empty bed.
And come to think of it, I was misled
My flat, my food, my everything and thoughts inside my head.

Before you go I must remember
To have a quiet word with that girl.
Does she know you're not a spender?
Well I just have to say.

I never really *etc.*