

PARANOID ANDROID

Words and Music by
Thomas Yorke, Jonathan Greenwood, Philip Selway
Colin Greenwood and Edward O'Brien

♩ = 84

Cm



Bb6add4



F9



F9/A



Gm



Gm/A



Gm/Bb




fig. 2


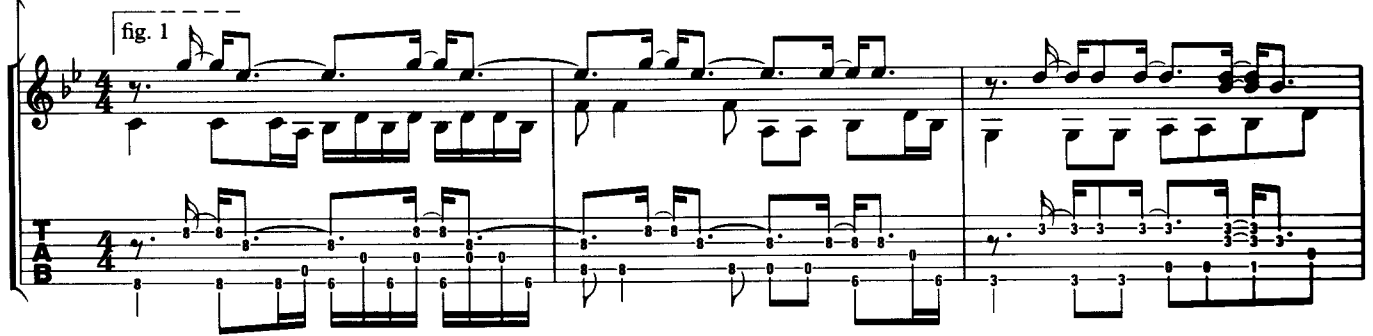



fig. 1




Gm6/E



Gm⁶₉




Gm6



Gm




Gm/A




Gm/Bb





Gm6/E



Gm⁶₉



Gm6

Cm



Bb6add4



F9



F9/A



Gm



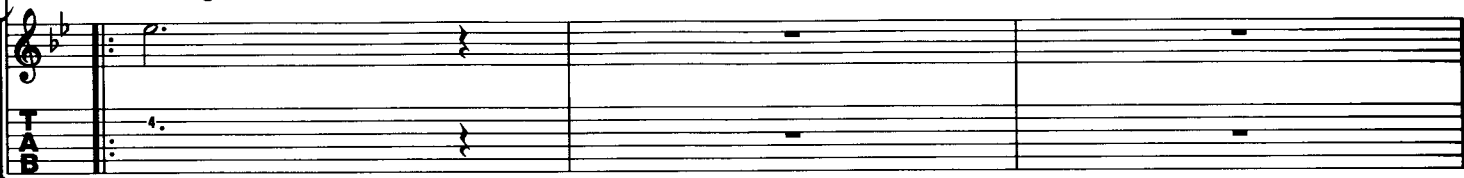
Gm/A



Gm/Bb




Please could_ you stop_ the noise, I'm tryin' a get some rest,
 When I am King you will be first a gainst the wall,
 with fig. 1 with fig. 2



Gm6/E Gm⁶₉ Gm6 Gm Gm/A Gm/Bb Gm6/E Gm6 Cm Bb6add4

from all the un -
with your op - in -

F9 F9/A Gm Gm/A Gm/Bb Gm6/E Gm⁶₉ Gm6

- born chick - en are voic - es in my head.
- ions which are of no con - se - quence at

Gm6 Dmadd9/F E7 Gm6

all. What's that? What's

Dmadd9/F E7

that? 2nd time 1st time

[A] fig. 3

C 8fr

Csus4 8fr

A \flat 6 4fr

B \flat 6fr

C 8fr

Csus4 8fr

A \flat 6 4fr

B \flat 6fr

fig. 4

C 8fr

Csus4 8fr

A \flat 6 4fr

B \flat 6fr

C 8fr

Csus4 8fr

C 8fr

C \flat 7fr

B \flat 6fr

A \flat 4fr

Am -

[A]

- bi-tion makes you look ve-ry ug-ly. _____ Kick-ing squeal-ing Guc-ci lit-tle pig-gy. _____

with fig. 3

C 3fr

Csus4 3fr

A \flat 6 4fr

B \flat 6fr

C 8fr

Csus4 8fr

A \flat 6 4fr

B \flat 6fr

C 8fr

Csus4 8fr

A \flat 6 4fr

B \flat 6fr

C 8fr

Csus4 8fr

C 8fr

C \flat 7fr

B \flat 6fr

A \flat 4fr

2:46

A

5fr

You don't re - mem - ber, you don't re - mem - ber, why don't you re-mem-ber my name?

distortion

Off with his head man, off with his head man. Why won't he re-mem-ber my name? I guess he does.

gliss., random picking

C Ab Bb F C Ab Bb F C

8fr 4fr 6fr 8fr 8fr 4fr 6fr 8fr 8fr 4fr 6fr 8fr

C N.C. 3:08 [A]

8fr

8va

Musical notation system 1: Treble clef with melodic line, TAB with fret numbers (5, 5, 5, 3, 5, 4, 4, 4, 4, 4, 3, 5, 5), and 8va line with fret numbers (22, 24, 22, 25, 20, 20, 22, 25, 20, 22, 24, 22, 24, 22, 24, 22, 24, 22, 24, 22, 24, 22, 24, 22, 24, 22, 24).

Musical notation system 2: Treble clef with chords and melodic line, TAB with fret numbers (10, 10, 10, 10, 5, 7, 10, 10, 10, 10, 5, 7, 10, 10, 10, 10, 5, 7, 10, 10, 10, 10, 5, 7, 10, 10, 10, 10, 5, 7), and 8va line with fret numbers (8, 10(10)-12, 10(10)-12, 10, 8, 0, 9, 11(11)-13, 11, 9, 0, 8, 10(10)-12, 10(10)-12, 10, 8, 0, 7, 9, 5, 7, 9, 0). Includes chord diagrams for C, Ab, Bb, F, and C.

Musical notation system 3: Treble clef with chords and melodic line, TAB with fret numbers (10, 10, 10, 10, 5, 7, 10, 10, 10, 10, 5, 7, 10, 10, 10, 10, 5, 7, 10, 10, 10, 10, 5, 7, 10, 10, 10, 10, 5, 7, 10, 10, 10, 10, 5, 7), and 8va line with fret numbers (8, 10(10)-12, 10(10)-12, 10, 8, 0, 9, 11(11)-13, 11, 9, 0, 4, 8, 10(10)-12, 10(10)-12, 10, 8, 0, 10, 9, 8, 7, 3). Includes chord diagrams for C, Ab, Bb, F, C, N.C., and F.

♩ = 63

3:37 Cm G/B B♭6 A

Ah, Ah,

Acoustic guitar *rhythm sim.*

Dm A Dm Dm7/C B♭ F/A Gm F E Esus4 E A Asus4 A

Ah, Ah,

4:08 **4:38** Cm G/B B♭6 A Dm A Dm Dm7/C

Rain down rain down, come on rain down on me

B♭ F/A Gm F E Esus4 E A Asus4 A

from a great height, from a great height, height.

5:09 Cm G/B Cm/B♭ A Dm A Dm Dm7/C

That's it sir you're leav-ing the crack-le of pig-skin the dust and the scream-ing. The yup-pies net-work-ing, Ah!

B♭ F/A Gm F E Esus4 E E Esus4 E

The pan-ic the vom-it, the pan-ic, the vom-it. God loves his child-ren, God loves his child-ren.

♩ = 84

5:39 [A]

Yeah!

distortion, squelch

with acoustic guitar, fig. 3

Chord diagrams: C (xx 8fr), Ab (xx 4fr), Bb (xx 6fr), F (x 8fr), C (xx 8fr), Ab (xx 4fr), Bb (xx 6fr), F (x 8fr)

TAB: 7 7 7 5 7 6 6 6 6 5 7 7 10 8 10 10 10 8 10 10 10 8 10 10

Chord diagrams: C (xx 8fr), Ab (xx 4fr), Bb (xx 6fr), F (x 8fr), C (xx 8fr), N.C.

TAB: 10 8 10 8 10 8 9 8 10 10 13 17 14 16 13 15 11 13 15 17

[A]
tremolo picking *ad lib.*
pitch shift, squelch

TAB: 13 17 16 20 20 17 15 13 8 10 15 17 13 17 18 20 20 17 15 13 6 8

Chord diagrams: C (xx 8fr), Ab (xx 4fr), Bb (xx 6fr), F (x 8fr)

TAB: 15 13 17 15 15 19 16 20 20 19 22 24 7 10 0 8 8 10 10 0 10 12 10 8

Chord diagrams: C (xx 8fr), Ab (xx 4fr), Bb (xx 6fr), F (x 8fr), C (xx 8fr), Ab (xx 4fr), Bb (xx 6fr), F (x 8fr), C (xx 8fr), N.C.

TAB: 10 8 8 8 8 10 10 10 11 10 8 10 10 0 8 8 10 10 0 10 12 10 8 10 8 8 8 9 8 7 5 7