

GOOD MORNING BALTIMORE

Music by MARC SHAIMAN
Lyrics by MARC SHAIMAN and SCOTT WITTMAN

Medium '60s Rock

D

f

The piano introduction consists of two staves. The right hand starts with a D major chord and plays a melodic line of quarter notes: D4, E4, F#4, G4, A4, B4, C5, B4, A4, G4, F#4, E4, D4. The left hand plays a bass line of quarter notes: D3, E3, F#3, G3, A3, B3, C4, B3, A3, G3, F#3, E3, D3.

A G D/A D TRACY D/F#

Oh, oh, oh. Woke up to - day
Oh, oh, oh. Look at my hair. What

The first system of the song features a vocal line and piano accompaniment. The vocal line is in the treble clef, starting with a D major chord (A) and moving through G, D/A, D, and D/F# chords. The lyrics are: "Oh, oh, oh. Woke up to - day / Oh, oh, oh. Look at my hair. What". The piano accompaniment is in the grand staff, with the right hand playing chords and the left hand playing a bass line. There are triplets and a 7th fret barre indicated.

G Bm/A A G D

feel - ing the way I al - ways do, Oh, oh, oh,
"do" can com - pare with mine to - day? Oh, oh, oh,

The second system continues the vocal and piano accompaniment. The vocal line is in the treble clef, with lyrics: "feel - ing the way I al - ways do, Oh, oh, oh, / 'do' can com - pare with mine to - day? Oh, oh, oh,". The piano accompaniment is in the grand staff, with the right hand playing chords and the left hand playing a bass line. There are triplets and a 7th fret barre indicated.

D/F# G#m7b5 E/G# F#7/A#

Hun - gry for some - thing that I can't eat. Then I hear the beat. That
I've got my hair - spray and ra - di - o. I'm read - y to go. The

The third system continues the vocal and piano accompaniment. The vocal line is in the treble clef, with lyrics: "Hun - gry for some - thing that I can't eat. Then I hear the beat. That / I've got my hair - spray and ra - di - o. I'm read - y to go. The". The piano accompaniment is in the grand staff, with the right hand playing chords and the left hand playing a bass line. There are triplets and a 7th fret barre indicated.

Bm Gm/Bb Bb7 D/A

rhy - thm of town starts call - ing me down. It's like a mes - sage from
 rats on the streets all dance 'round my feet. They seem to say, "Tra - cy, it's

G#m7b5 E/G# D/A A D/A

high a - bove Oh, oh, oh, Pull - ing me out to the
 up to you." So, oh, oh, Don't hold me back, 'cause to -

G Em9 A D/A A7 Dsus4 D

smiles and the streets that I love. Good morn - ing, Bal - ti - more!
 day all my dreams will come true. Good morn - ing, Bal - ti - more!

G(add9) G

Ev - 'ry day's like an o - pen door. Ev - ry night is a
 There's the flash - er who lives next door. There's the bum on his

Dsus D D/A Asus

fan - ta - sy. Ev - 'ry sound's like a sym - pho - ny.
 bar - room stool. They wish me luck on my way to school. }

This system contains the first two lines of the song. The vocal line starts with a half note 'fan' and a quarter note 'ta' on the first line, followed by a quarter note 'sy.' on the second line. The piano accompaniment features a steady bass line and chords in the right hand. The guitar part includes a triplet of eighth notes in the first measure and another triplet in the second measure.

A D/A A7 Dsus2 D D7/C

Good morn - ing, Bal - ti - more! And some day when I

This system contains the third and fourth lines of the song. The vocal line has a half note 'Good' and a quarter note 'morn' on the first line, followed by a quarter note 'ing,' on the second line. The piano accompaniment continues with chords and a bass line. The guitar part features a triplet of eighth notes in the first measure and another triplet in the second measure.

G/B Gm/Bb D/A

take to the floor, the world's gon-na wake up and see

This system contains the fifth and sixth lines of the song. The vocal line has a half note 'take' and a quarter note 'to' on the first line, followed by a quarter note 'the' on the second line. The piano accompaniment includes chords and a bass line. The guitar part features a triplet of eighth notes in the first measure and another triplet in the second measure.

1

A D A G D/A

Bal - ti - more and me.

2

D Bb

me. I know ev - 'ry step. I

F/A Gm7 Gm/A F/A

know ev - 'ry song. I know there's a place where I be - long. I

C G/B Am7 G/B

see all those par - ty lights shin - ing a - head. So some - one in - vite me be -

The first system of the musical score features a vocal line and a piano accompaniment. The key signature has two sharps (F# and C#). The vocal line consists of eighth notes with triplet markings. The piano accompaniment includes chords and eighth-note patterns, with a forte (f) dynamic marking.

Asus A D

fore I drop dead! So, oh, oh,

The second system continues the musical score. The vocal line has a melisma on "fore I drop dead!" followed by "So, oh, oh,". The piano accompaniment features chords Asus, A, and D, with dynamics ranging from fortissimo (ff) to mezzo-forte (mf).

D/F# G Bm/A A G

Give me a chance, 'cause when I start to dance I'm a mo - vie - star.

The third system of the score includes the vocal line and piano accompaniment. The vocal line has eighth notes with triplet markings. The piano accompaniment features chords D/F#, G, Bm/A, A, and G, with eighth-note patterns.

D D/F# G#m7b5 E/G#

Oh, oh, oh, Some - thing in - side of me makes me move when

The fourth system concludes the musical score on this page. The vocal line has eighth notes with triplet markings. The piano accompaniment features chords D, D/F#, G#m7b5, and E/G#, with eighth-note patterns.

F#7b9/A# Bm Gm/Bb Bb7

I hear the groove. My ma tells me, "No," but my feet tell me, "Go."

D/A G#m7b5 E/G# E/G#

It's like a drum - mer in - side my heart.

D/A A D/A G Em7

Oh, oh, oh, Don't make me wait one more mo - ment for my life to

D/A A7sus D/A A7sus Bb7sus

start.

Bb Eb/Bb Bb7 Ebsus² Eb

I love you, Bal - ti - more! Ev - 'ry day's like an

Ab² Ab Ebsus Eb

o - pen door. Ev - 'ry night is a fan - ta - sy.

Eb/Bb Bbsus Bb Eb/Bb Bb7


Ev - 'ry sound's like a sym - pho - ny. And I pro - mise,

Ebsus² Eb Eb7/Db Ab/C

Bal - ti - more, that some day when I take to the floor, the

Abm/Cb Eb/Bb


world's gon - na wake up and see,



Am7b5 Ab/Bb Bb


gon - na wake up and see Bal - ti - more and

sfz



Eb Ebsus Eb Bb9 Eb Ebsus Eb

me. Bal - ti - more and me,



Bb Bb Ab(add9) Eb

Bal - ti - more and me!

rit.

