

UNFAITHFUL

Words and Music by MIKKEL ERIKSEN,
TOR ERIK HERMANSEN and SHAFFER SMITH

Slowly, with feeling

Cm9 Fm6/C Cm9 Fm6/C

mp

This system shows the first two measures of the piano accompaniment. The guitar chords are Cm9, Fm6/C, Cm9, and Fm6/C. The piano part is in 4/4 time, marked *mp*, with a melodic line in the right hand and a bass line in the left hand.

Ab Ab6 Abmaj7 G5 Gsus G

This system shows the next two measures of the piano accompaniment. The guitar chords are Ab, Ab6, Abmaj7, G5, Gsus, and G. The piano part continues with the same melodic and bass lines.

Cm9 Fm6/C Cm9 Fm6/C

Sto - ry of my life. Search - ing for the right, but it keeps a - void - ing me. —

This system contains the first two measures of the vocal line and piano accompaniment. The guitar chords are Cm9, Fm6/C, Cm9, and Fm6/C. The vocal line is in 4/4 time, with lyrics: "Sto - ry of my life. Search - ing for the right, but it keeps a - void - ing me. —".

Ab Ab6 Abmaj7 G5 Gsus G

Sor - row in my soul 'cause it seems that wrong real - ly loves my com - pan - y. —

This system contains the next two measures of the vocal line and piano accompaniment. The guitar chords are Ab, Ab6, Abmaj7, G5, Gsus, and G. The vocal line continues with lyrics: "Sor - row in my soul 'cause it seems that wrong real - ly loves my com - pan - y. —".

Cm9 Fm6/C Cm9 Fm6/C

He's more than a man and this is more than love. The rea-son that the sky is blue. The

Ab Ab6 Abmaj7 G5 Gsus G

clouds are rol-lin' in be-cause I'm gone a-gain and to him I just can't be true. And I know that

Ab Bb Cm Bb/D Eb

he knows I'm un-faith-ful and it kills him in-side to know that I am

Ab Bb Ab(add9)

hap-py with some oth-er guy. I can see him dy-in'.

Cm9 Ab Fm6 Bb

I don't wan-na do this an - y - more. I don't wan-na be the rea - son why_

The first system of the musical score features a vocal line and a piano accompaniment. The vocal line is in a 4/4 time signature with a key signature of two flats (Bb). The lyrics are: "I don't wan-na do this an - y - more. I don't wan-na be the rea - son why_". The piano accompaniment consists of a right-hand part with a steady eighth-note pattern and a left-hand part with a simple bass line. Chord diagrams for Cm9, Ab (4fr), Fm6, and Bb are provided above the vocal line.

Cm9 Ab Bb Fm

ev - 'ry time I walk out the door I see him die a lit - tle more_ in - side._

The second system continues the musical score. The vocal line lyrics are: "ev - 'ry time I walk out the door I see him die a lit - tle more_ in - side._". The piano accompaniment maintains the same rhythmic pattern. Chord diagrams for Cm9, Ab (4fr), Bb, and Fm are provided above the vocal line.

Cm9 Ab Fm6 Bb

I don't wan-na hurt him an - y - more. I don't wan-na take a - way_ his life._

The third system continues the musical score. The vocal line lyrics are: "I don't wan-na hurt him an - y - more. I don't wan-na take a - way_ his life._". The piano accompaniment remains consistent. Chord diagrams for Cm9, Ab (4fr), Fm6, and Bb are provided above the vocal line.

To Coda

Ab(add9) Bb

I don't wan - na be a mur - der - er.

The fourth system concludes the musical score. The vocal line lyrics are: "I don't wan - na be a mur - der - er." The piano accompaniment features a final chord in the right hand. Chord diagrams for Ab(add9) (4fr) and Bb are provided above the vocal line. A "To Coda" symbol is placed above the piano part.

Cm9 Fm6/C Cm9 Fm6/C

I

Cm9 Fm6/C Cm9 Fm6/C

feel it in the air as I'm do - in' my hair pre - par - in' for an - oth - er day. _____ A

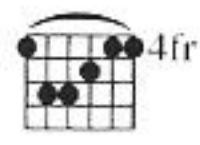
A^b A^b6 A^bmaj7 G5 G^{sus} G

kiss up - on my cheek, he's here re - luc - tant - ly as if I'm gon - na be out late. _____ I

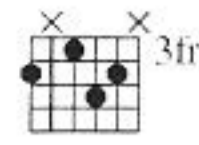
Cm9 Fm6/C Cm9 Fm6/C

say I won't be long, just hang - in' with the girls. A lie I did - n't have to tell _____ be - cause _____

Ab



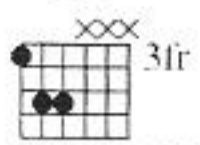
Ab6




Abmaj7



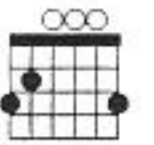
G5



Gsus



G



we both know where I'm a-bout to go and we know it ver - y well. 'Cause I know that

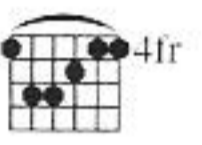
CODA



Bb



Ab

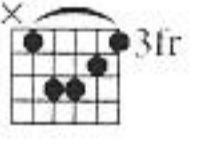


Bb



a mur - der - er. Our love is trust.

Cm



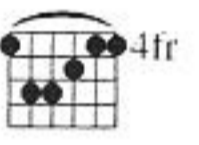
Bb/D



Eb



Ab

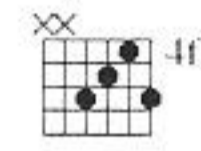


Bb



I might as well take a gun and put it to his head. Get it ov - er with.

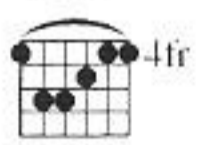
Ab(add9)



Cm9



Ab




I don't wan-na do this an - y - more.

Fm6



Bb



Cm9



Ab



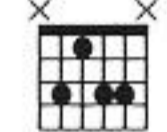
4fr

Woah, an -

Bb



Cm9



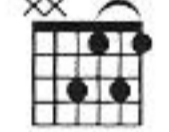
Ab



4fr

y - more. I don't wan-na do this an - y - more.

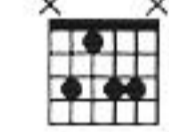
Fm6



Bb



Cm9



Ab



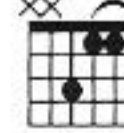
4fr

I don't wan-na be the rea - son why. And ev - 'ry-time I walk out the door -

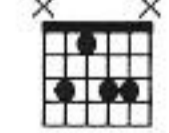
Bb



Fm



Cm9



Ab



4fr

I see him die a lit - tle more in - side. And I don't wan-na hurt him an - y - more.

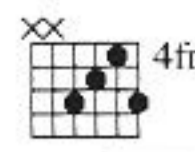
Fm6



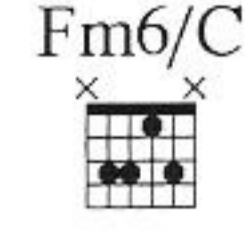
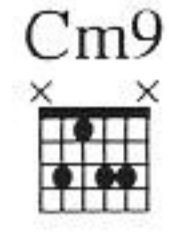

Bb



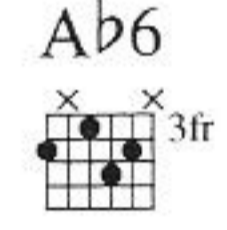
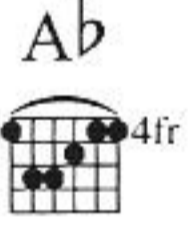
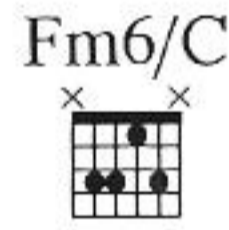
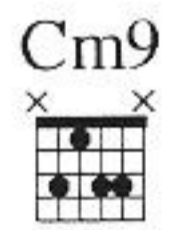
Ab(add9)



I don't wan-na take a - way _ his life. I don't wan - na be



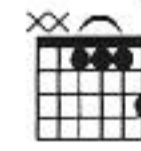
a mur - der - er.



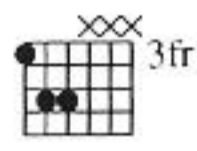
A mur - der - er, _____

no, _____ no, no, _____

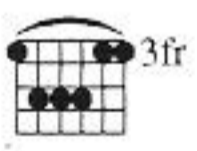
Abmaj7



G5



Gsus



G



Cm



yeah.