

FOOLIN' AROUND

You're so beautiful, you just lay it on me
Foxy lady, you really are the greatest show in town.
You want to play,
You wanna eat your cake and have it your way,
You got it easy and you don't give a damn,
Fooling around, you keep on fooling around with me.

Walking down the street, people watching closely,
Such a tease, you can turn on any man you want.
You masquerade,
You're the catch of the season every night and day,
You, you, you don't have any time for me,
You just keep fooling around with me.

Fooling around – everywhere I go you're the only,
Only, only sexy lady,
Fooling around, all you do is keep me hanging around.
You're really so hard to please,
You've gotta really watch that, baby!

You just, you just, fooling around with me,
You just, you just, fooling around with me,
You keep fooling, you keep fooling,
Fooling . . .
Want to play, but you always want it all your own way,
You got it easy, but you don't give a damn.
Fooling around, you just keep fooling around with me,
Just keep fooling around with me, yeah.

I'm a fool, fool, fool, fool for you baby,
Keep fooling around,
I'm a fool, fool, fool for you sexy babe,
Keep fooling around,
I'm a fool, fool, fool, fool for you baby,
Keep fooling around.

FOOLIN' AROUND

Words & Music by
Freddie Mercury

(♩ = 112)

Chord diagrams: **Bb**, **Fm**, **Eb/Bb**, **Bb**

The first system of piano accompaniment consists of four measures. The right hand plays chords: Bb (x2 0 3 3 0), Fm (x2 3 3 3 0), Eb/Bb (x2 3 3 3 0), and Bb (x2 0 3 3 0). The left hand plays a rhythmic pattern of eighth notes: G2, A2, Bb2, C3, D3, E3, F3, G3, with rests in the second and fourth measures.

Chord diagrams: **Fm**, **Eb/Bb**, **Bb**

The second system of piano accompaniment consists of four measures. The right hand plays chords: Fm (x2 3 3 3 0), Eb/Bb (x2 3 3 3 0), and Bb (x2 0 3 3 0). The left hand continues the rhythmic pattern of eighth notes: G2, A2, Bb2, C3, D3, E3, F3, G3, with rests in the second and fourth measures.

Chord diagrams: **Bb**, **Fm**

Walk - ing You're so beau - ti - ful, — you just lay it on me
 down the street, peo - ple watch - ing close - ly, —

The vocal line for the first system of lyrics consists of two measures. The melody starts with a quarter rest, followed by a quarter note G2, an eighth note A2, a quarter note Bb2, an eighth note C3, a quarter note D3, an eighth note E3, and a quarter note F3. The second measure follows the same pattern, ending with a quarter note G3.

The piano accompaniment for the second system of lyrics consists of two measures. The right hand plays chords: Bb (x2 0 3 3 0) and Fm (x2 3 3 3 0). The left hand continues the rhythmic pattern of eighth notes: G2, A2, Bb2, C3, D3, E3, F3, G3, with rests in the second measure.

Chord diagrams: **Bb**, **Fm**

— such a tease, — fox - y la - dy, — you real - ly are the great - est
 you can turn on a - ny

The vocal line for the second system of lyrics consists of two measures. The melody starts with a quarter rest, followed by a quarter note G2, an eighth note A2, a quarter note Bb2, an eighth note C3, a quarter note D3, an eighth note E3, and a quarter note F3. The second measure follows the same pattern, ending with a quarter note G3.

The piano accompaniment for the third system of lyrics consists of two measures. The right hand plays chords: Bb (x2 0 3 3 0) and Fm (x2 3 3 3 0). The left hand continues the rhythmic pattern of eighth notes: G2, A2, Bb2, C3, D3, E3, F3, G3, with rests in the second measure.

E^b Cm Ab Cm

show in town. You want to play, -
 man you want, - you mas - que - rade, -

Ab G Gadd^b9 G

you want to eat your cake and have it your way, -
 you're the catch of the sea - son ev - ery night and day, -

Ab

you got it ea - sy and you don't give a damn,
 you, you, you don't have a - ny time -

F

fool - ing a - round, - you keep on fool - ing a - round, -
 - for me, - you just keep fool - ing a - round, -



yes keep on fool - ing a - round with me ba - by.
you do. —



Fool-ing a - round,



ev - ery-where I go you're the on - ly, on - ly, on - ly sex - y la - dy,



fool-ing a - round, all you do is keep me hang-ing a - round. — You're

Ab 4fr Eb/Ab Eb F

real - ly so hard_ to please_ yeah, you've got - ta real - ly watch that, ba - by!

This system contains a vocal line and a piano accompaniment. The vocal line is in a key with two flats (Bb) and has a 4/4 time signature. It features a melodic line with lyrics: "real - ly so hard_ to please_ yeah, you've got - ta real - ly watch that, ba - by!". Above the vocal line are four guitar chord diagrams: Ab (4fr), Eb/Ab, Eb, and F. The piano accompaniment consists of a right-hand part with sustained chords and a left-hand part with a rhythmic bass line.

Bb Keyboard

Keyboard

This system features a keyboard part and piano accompaniment. The keyboard part is in a key with two flats (Bb) and has a 4/4 time signature. It consists of a melodic line with eighth and sixteenth notes. The piano accompaniment has a right-hand part with sustained chords and a left-hand part with a rhythmic bass line.

Eb/Bb Eb

Eb/Bb Eb

This system contains a keyboard part and piano accompaniment. The keyboard part is in a key with two flats (Bb) and has a 4/4 time signature. It features a melodic line with eighth and sixteenth notes. The piano accompaniment has a right-hand part with sustained chords and a left-hand part with a rhythmic bass line. Above the keyboard part are two guitar chord diagrams: Eb/Bb and Eb.

Bb

Bb

This system features a keyboard part and piano accompaniment. The keyboard part is in a key with two flats (Bb) and has a 4/4 time signature. It consists of a melodic line with eighth and sixteenth notes. The piano accompaniment has a right-hand part with sustained chords and a left-hand part with a rhythmic bass line. A guitar chord diagram for Bb is shown above the keyboard part.

Cm  3fr



F   Bb



Bb/Ab  Bb/G  Bb 

Yeah yeah You just, you just



Bb/Ab 

fool - ing a - round with me, ... you just, you just _____



Bb/G  Bb 

fool - ing a - round with me, — you — keep fool - ing, — you keep fool -







- ing, — hey, fool-ing, fool-ing, fool-ing, fool-ing,



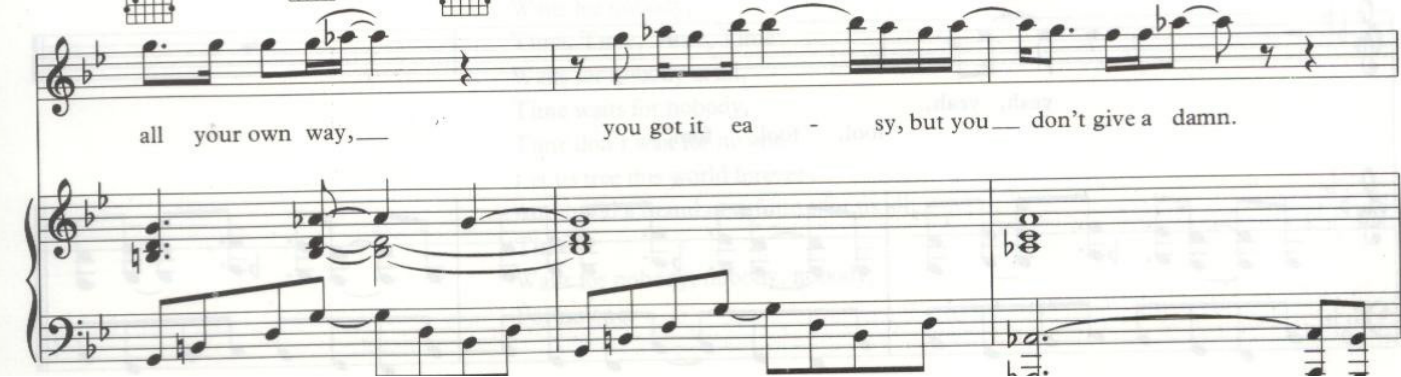
Cm  3fr Ab  4fr Cm  3fr Ab  4fr

fool - ing. — Want to play — but you al - ways want it



G  Gaddb9  G  Ab  4fr

all your own way, — you got it ea - sy, but you — don't give a damn.





Fool-ing a-round, you — just keep fool - ing a-round with me,

just keep fool-ing a - round yeah. —



Fool, fool, fool, fool, for you ba - by, keep fool-ing a - round,
 Fool, fool, fool_ for you sex - y ba - by, keep fool-ing a - round,

repeat to fade

yeah, yeah, fool, fool, fool,