

# Weekend in New England

Words and Music by  
RANDY EDELMAN

Moderately

The piano introduction consists of two staves in 3/4 time. The right hand features a melodic line with a prominent dotted quarter note followed by an eighth note, and a final half note. The left hand provides a steady accompaniment with a similar rhythmic pattern. The tempo is marked 'Moderately' and the dynamics are 'mp'.

C

Em7

F

G

The vocal line begins with a quarter rest, followed by a dotted quarter note, an eighth note, and a half note. The melody is simple and follows the rhythm of the piano accompaniment.

1. Last night I said good-bye, Now it seems years. I'm  
 2. Time in New Eng-land\_\_\_\_\_ took me a-way to

The piano accompaniment continues with the same rhythmic pattern as the introduction. The right hand has a melodic line with some grace notes, and the left hand has a steady bass line.

C

C  
(E bass)

F

G

The vocal line continues with a quarter rest, followed by a dotted quarter note, an eighth note, and a half note. The melody is simple and follows the rhythm of the piano accompaniment.

back in the cit-y where\_ noth-ing is\_\_\_ clear.\_\_\_\_ But  
 long rock - y beach-es and\_\_\_ you by the\_\_\_ bay.\_\_\_\_ We

The piano accompaniment continues with the same rhythmic pattern as the introduction. The right hand has a melodic line with some grace notes, and the left hand has a steady bass line.

F

C  
(E bass)

Dm7

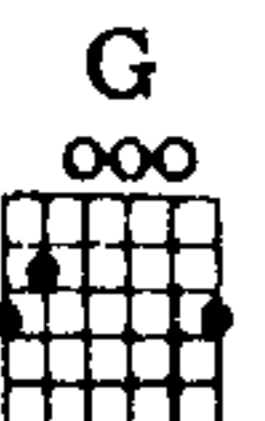
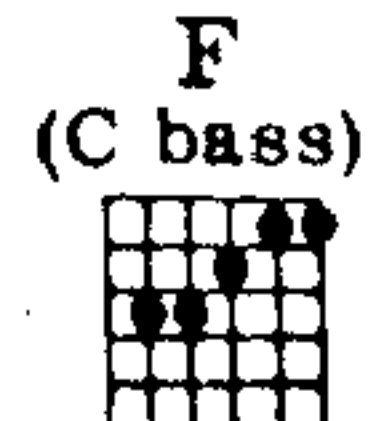
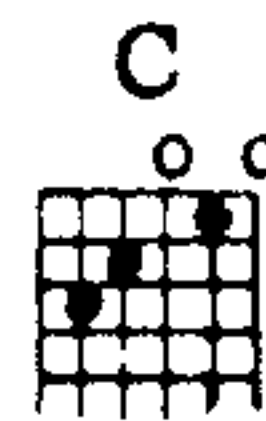
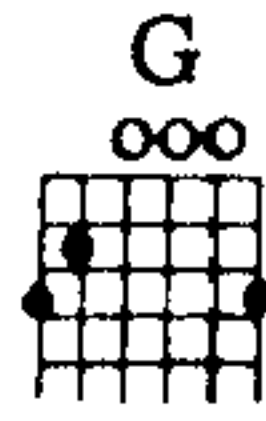
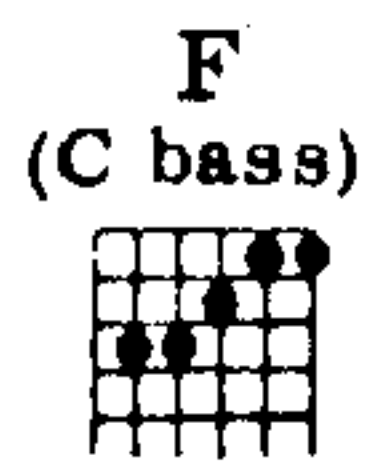
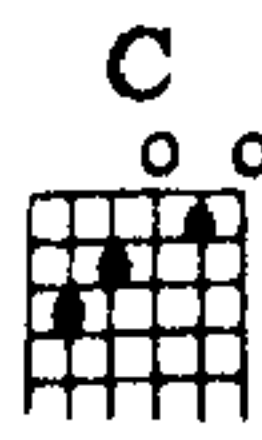
G11

The vocal line continues with a quarter rest, followed by a dotted quarter note, an eighth note, and a half note. The melody is simple and follows the rhythm of the piano accompaniment.

thoughts of me hold-ing you, bring-ing us\_\_\_ near.\_\_\_\_ } And tell me,  
 start - ed a sto-ry\_\_\_\_\_ whose end must now\_\_\_ wait.\_\_\_\_ }

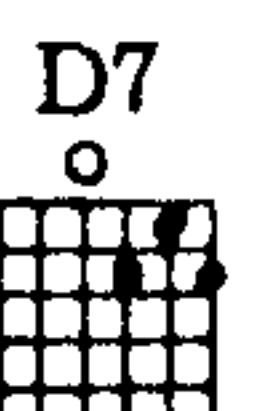
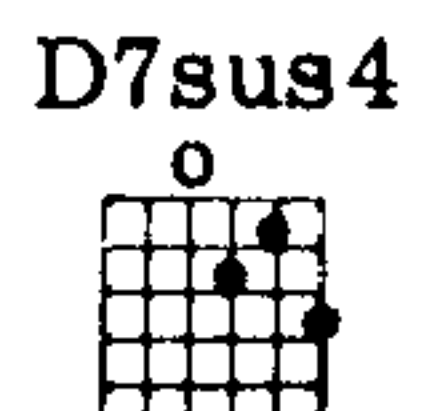
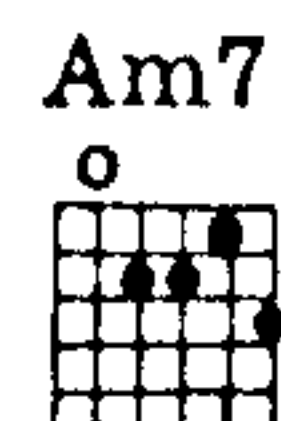
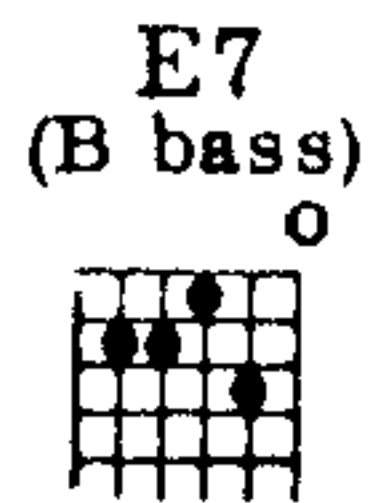
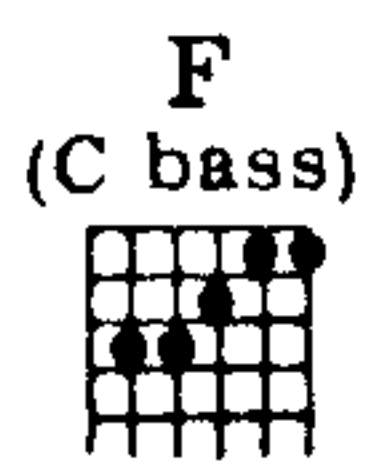
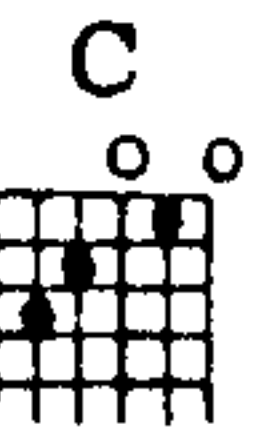
The piano accompaniment continues with the same rhythmic pattern as the introduction. The right hand has a melodic line with some grace notes, and the left hand has a steady bass line. The tempo is marked 'poco rit.' at the end.

Chorus



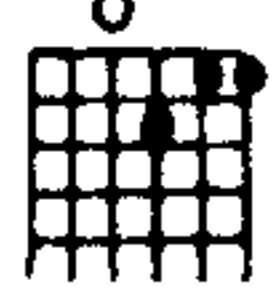
When will our eyes meet? When can I touch you?

*a tempo*

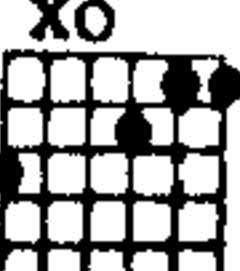


When will this strong yearning end? And

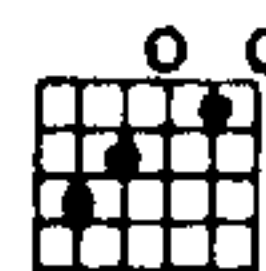
Dm7



G11



1. C

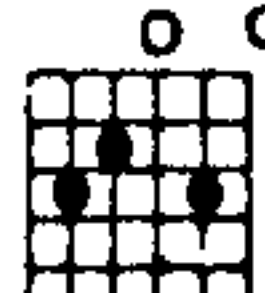


F

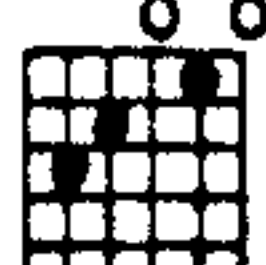


when will I hold you a - gain.

Cadd9



C



2.  
 C (G bass) F C (G bass) F (G bass)

gain. I feel the change com - in',

C (G bass) F (G bass) C (G bass)

I feel the wind blow. I feel brave and

F (G bass) Bb (G bass) C Dm7 C7 (E bass)

dar - ing, I feel my blood flow. With

F C (E bass) Dm7 C Dm7 C7 (E bass)

you I could bring out all the love that I have. With



F  
 C (E bass)  
 D9  
 C (E bass)  
 D7 (F# bass)

you there's a heav - en, So earth ain't so bad.

G11

And tell me,

Db  
 Gb (Db bass)  
 Db

When will our eyes meet? When can I

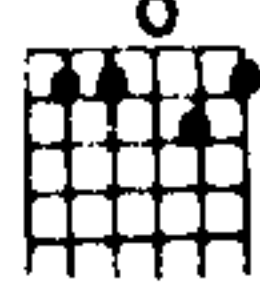
Gb (Db bass)  
 Db  
 Gb (Db bass)  
 F7 (C bass)

touch you? When will this strong yearn - ing


Bb m7



Eb 9



Eb m7



end? \_\_\_\_\_

And when

will I

Ab 11



hold

you \_\_\_\_\_

Db  
(Ab bass)



Gb  
(Ab bass)



a - gain, \_\_\_\_\_

a -

*subito p*

*a tempo*

Db  
(Ab bass)




Gb maj7



Eb m7



Db



gain. \_\_\_\_\_

*poco a poco rit.*