

# ONE WAY OR ANOTHER

Words and Music by DEBORAH HARRY  
and NIGEL HARRISON

## Driving Rock

A5



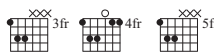
First system of musical notation for 'Driving Rock'. It consists of a grand staff with a treble clef and a bass clef. The key signature has three sharps (F#, C#, G#) and the time signature is 4/4. The music features a driving rock rhythm with a steady bass line and a melodic line in the treble. A dynamic marking of *mf* is present. A guitar chord diagram for A5 (5th fret) is shown above the first measure.

G#5 G5 F#5



Second system of musical notation. It continues the piece with the same rhythmic and melodic patterns. A guitar chord diagram for G#5 (4th fret) is shown above the first measure, and diagrams for G5 (3rd fret) and F#5 are shown above the second measure.

G5 G#5 A5



Third system of musical notation. It continues the piece with the same rhythmic and melodic patterns. A guitar chord diagram for G5 (3rd fret) is shown above the first measure, diagrams for G#5 (4th fret) and A5 (5th fret) are shown above the second measure.

G#5 G5



Fourth system of musical notation, concluding the piece. It continues the piece with the same rhythmic and melodic patterns. A guitar chord diagram for G#5 (4th fret) is shown above the first measure, and a diagram for G5 (3rd fret) is shown above the second measure.

F#5

The first system of music features a guitar chord diagram for F#5 (F#5, 3fr) and piano accompaniment in the key of F# major. The piano part consists of chords in the right hand and a simple bass line in the left hand.

G5 G#5 A5

The second system includes guitar chord diagrams for G5 (3fr), G#5 (4fr), and A5 (5fr). The vocal line consists of three lines of lyrics, and the piano accompaniment continues with chords and a bass line.

One way or an - oth - er, I'm gon - na  
 One way or an - oth - er, I'm gon - na  
 One way or an - oth - er, I'm gon - na

F#5

The third system features a guitar chord diagram for F#5. The vocal line continues with lyrics, and the piano accompaniment provides harmonic support.

find ya. I'm gon - na get ya, get ya, get ya, get ya. One way or an -  
 find ya. I'm gon - na get ya, get ya, get ya, get ya. One way or an -  
 lose ya. I'm gon - na give you the slip. A slip o' the hip or an -

The fourth system continues the vocal line and piano accompaniment.

oth - er, I'm gon - na win ya. I'm gon - na get ya, get ya, get ya, get ya.  
 oth - er, I'm gon - na win ya. I'll get ya. I'll get ya.  
 oth - er, I'm gon - na lose ya. I'm gon - na trick ya. I'll trick ya.

A5



One way or an - oth - er, I'm gon - na see ya. I wan - na  
 One way, or an - oth - er, I'm gon - na see ya. How 'bout I  
 One way or an - oth - er, I'm gon - na lose ya. I'm gon - na

F#5



meet ya, meet ya, meet ya, meet ya. One day, — may - be next week, I'm gon - na  
 meet ya, meet ya, meet ya, meet ya. One day, — may - be next week, I'm gon - na  
 trick ya, trick ya, trick ya, trick ya. One way, — or an - oth - er, I'm gon - na

To Coda ◊

D5



meet ya. I'm gon - na meet ya. I'll meet ya. I  
 meet ya, I'll meet ya. Ah. \_\_\_\_\_ And  
 lose ya. I'm gon - na

F#5




E5





C#5




will if the drive lights past — your house.  
 if the lights are — all out,

D5  5fr

F#5 

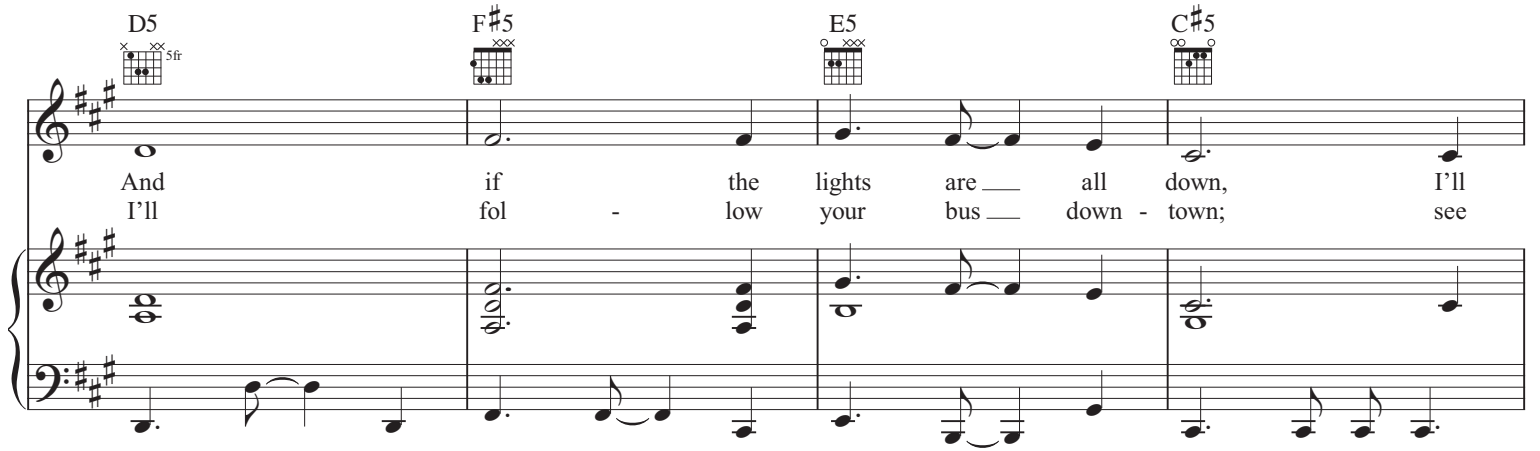
E5 


C#5 


And I'll see who's hang - ing out.


if fol - low your bus - down - town;


the lights are all down, I'll see




D5  5fr

E5 


F#5 

B5 

C#5  1


see who's hang - ing out.


who's a - round.





C#5  2



E5 

G#5  4fr

C#5 



E5 G#5

F#5 B5 C#5

E5 F#5

**D.S. al Coda**  
G5 G#5

**CODA**  
A

give you the slip.

F#

A F#

I'll walk down the mall, stand o - ver by the wall where I can see it all,  
Lead you to the su - per - mar - ket, check out some spe - cials and rap; we'd

A

find out who you call. One way or an - oth - er I'm gon - na  
get lost in the crowd.

F#

Optional Ending

A

Repeat and Fade

get ya. I'll get ya. I'll get ya, get ya, get ya, get ya.