

BUBBLY

Words and Music by
COLBIE CAILLAT and JASON REEVES

Moderately fast (♩ = ♩³)

*Guitar → D
(capo 7th fret)



D5/C#



G(9)



D



Piano → A

A

A5/G#

D(9)

A

D5/C#



A5/G#

G(9)



D(9)

D



A

(Spoken:) Will you count me in?

D



A

D5/C#



A5/G#

G(9)



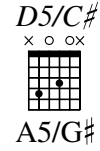
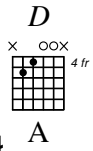
D(9)

I've been a - wake _ for a while _ now.

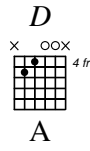
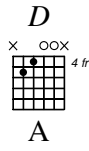
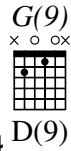
You've got me feel - in' like a

*Guitarists: Use open D tuning (low to high): D-A-D-F#-A-D.

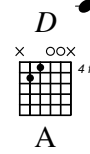
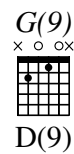
Capo 7th fret (fret numbers next to chord diagrams indicate number of frets above capo).



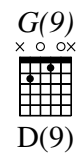
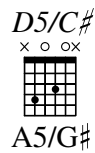
child now. 'Cause ev - 'ry time I see your bub - bly face,



I get the tin-glies in a sil - ly place. It starts in my toes and I crin-kle my nose.



Wher - ev - er it goes, I al - ways know that you make me smile.



Please stay for a while now. Just take your time wher - ev - er you go.

D



A



D



A

D5/C#



A5/G#

The rain is fall - in' on my win - dow - pane,
I've been a - sleep - for a while - now.

G(9)



D(9)

D



A

but we are hid - in' in a saf - er place.
You tucked me in just like a child - now.

D5/C#



A5/G#

Un - der cov - er, stay - in' dry and warm,
'Cause ev - 'ry time you hold me in your arms,

G(9)



D(9)

D



A

To Coda 2

you give me feel - ings that I a - dore. It starts in my toes,
I'm com - fort' - ble e - nough to feel your warmth. It starts in my soul

D

A

D5/C#

A5/G#

G(9)

D(9)

— makes me crin - kle my nose. — Wher - ev - er it goes, — I al - ways — know —

D

A

D5/C#

A5/G#

— that you make me smile. — Please stay for a while — now. Just take your time —

G(9)

D(9)

To Coda 1 **D**

A

Dmaj7/F#

Amaj7/C#

wher - ev - er you go. — But

G

D

what am I gon - na say —

A(4)



E(4)

Em7



Bm7

when you make me feel ___ this way? ___

Dmaj7/F#



Amaj7/C#

G



D

D.S. al Coda 1

I ___ just... ___ Mm. ___ And it starts in my toes, ___

Coda 1

D



A

D



A

D5/C#



A5/G#

G(9)



D(9)

1.

D



A

2.

D



A

D.S. al Coda 2



Coda 2

D
x oox 4fr
A

D5/C#
x o ox
A5/G#

G(9)
x o ox
D(9)

and I lose all con - trol. When you kiss my nose, the feel - in' shows

D
x oox 4fr
A

D5/C#
x o ox
A5/G#

'cause you make me smile. Ba - by, just take your time now, hold - in' me tight.

G(9)
x o ox
D(9)

D
x oox 4fr
A

Slower
D
x oo 4fr
A

Wher - ev - er, wher -

mp

with pedal

Dmaj7/C#
x o
Amaj7/G#

G6
x o
D6

D
xooooo
A

ev - er, wher - ev - er you go. Wher -

D
x o o o 4fr
A

Dmaj7/C#
x o
A
3 Amaj7/G#

G6
x o
D6

ev - er, _____ wher - ev - er, _____ wher - ev - er _____ you go. -

The first system of music features a vocal line and a piano accompaniment. The key signature has three sharps (F#, C#, G#). The guitar part includes chords D, Dmaj7/C#, G6, and D6. The lyrics are: "ev - er, _____ wher - ev - er, _____ wher - ev - er _____ you go. -".

D
x o o o o o
A

D
x o o o 4fr
A

Dmaj7/C#
x o
Amaj7/G#

Ooh, wher - ev - er you go,

The second system continues the vocal and piano parts. The guitar part includes chords D, D, and Dmaj7/C#. The lyrics are: "Ooh, wher - ev - er you go,".

G6
x o
D6

D
x o o o o o
A

D
x o o o 4fr
A

I al - ways know. _____ 'Cause you make me smile, -

The third system continues the vocal and piano parts. The guitar part includes chords G6, D, and D. The lyrics are: "I al - ways know. _____ 'Cause you make me smile, -".

Dmaj7/C#
x o
Amaj7/G#

G6
x o
D6

D
x o o o o o
A

_____ e - ven just for a while. _____

The fourth system concludes the vocal and piano parts. The guitar part includes chords Dmaj7/C#, G6, and D. The lyrics are: "_____ e - ven just for a while. _____".