

RIGHT HERE

Words and Music by
**AARON LEWIS, MICHAEL MUSHOK,
 JONATHAN WYSOCKI and JOHN APRIL**

Gtr. tuned down 1/2 step:

- ⑥ = E♭ ③ = G♭
- ⑤ = A♭ ② = B♭
- ④ = D♭ ① = E♭

Moderately ♩ = 110

Guitar → *Bsus**

Asus2

Piano → *B♭sus*

A♭sus2

(lead gtr.)

mf

G6

G♭6

F#7sus

F7sus

Asus2

A♭sus2

Bsus

B♭sus

Verses 1 & 2:

Bsus

B♭sus

Asus2

A♭sus2

1. I know I've been mis - tak - en, but
 2. I hope you're not in - tend - ing to

*This arrangement includes suggested guitar chords in standard tuning. The original guitar part was played on a baritone guitar tuned ⑥ = A♭, ⑤ = E♭, ④ = A♭, ③ = D♭, ② = E♭, ① = A♭. The complete authentic guitar-tab edition also is available from Alfred Publishing Co., Inc.

G6



Gb6

F#7sus



F7sus

Asus2



Absus2

just give me a break and see the changes that I've made.
 be so con - de - scend - ing, it's as much as I can take.

Bsus



Bbsus

I've
 And

Asus2



Absus2

got some im - per - fec - tions, but how can you col - lect -
 you're so in - de - pen - dent, you just re - fuse to bend,

G6



Gb6

F#7sus



F7sus

Asus2



Absus2

— them all and throw them in my face?
 so I keep bend - ing till I break.

Chorus:

Dsus2



Dbsus2

F#m7



Fm7

B7sus



Bb7sus

But you al - ways find a way to keep me right_

G6



Gb6

Dsus2



Dbsus2

F#m7



Fm7

here wait - ing. You al - ways find the words to say_

B7sus



Bb7sus

G6



Gb6

Dsus2



Dbsus2

to keep me right here wait - ing. { (1.2.) And if you chose_ (3.) And if I chose_

F#m7



Fm7

B7sus



Bb7sus

G6



Gb6

to walk a - way, I'd still be right here wait - ing.
 to walk a - way, would you be right here wait - ing?

Dsus2



Dbsus2

F#m7



Fm7

B7sus



Bb7sus

To Coda ⊕

Search-ing for the things to say to keep you right
 Search-ing for the things to say to keep me right

1.



Gb5



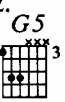

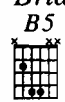
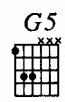

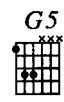
Ab5



Bbm


here wait - ing.

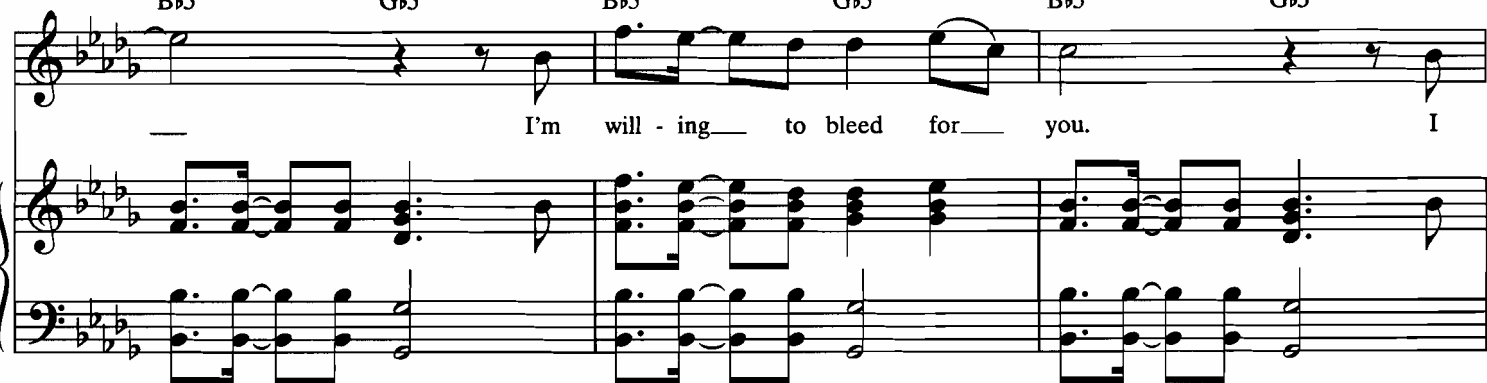
2. *Bridge:*

 *G5*  *A5*  *B5*  *G5*  *B5*  *G5*
G♭5 *A♭5* *B♭5* *G♭5* *B♭5* *G♭5*









here wait - ing. I've made a com - mit - ment.

 *B5*  *G5*  *B5*  *G5*  *B5*  *G5*
B♭5 *G♭5* *B♭5* *G♭5* *B♭5* *G♭5*



I'm will - ing to bleed for you. I

 *B5*  *G5*  *B5*  *G5*  *B5*  *G5*
B♭5 *G♭5* *B♭5* *G♭5* *B♭5* *G♭5*



need - ed ful - fill - ment. I found what I need in you.

Verse 3:

 *B♭sus*  *A♭sus2*
B♭sus *A♭sus2*



3. Why can't you just for - give me? I

G6



Gb6

don't want to re - live all the mis - takes

F#7sus



F7sus

A sus2



Absus2

Bsus



Bbsus

I've made a - long the way.

Chorus:

D6sus2



Db6sus2

F#7sus



F7sus

Bsus



Bbsus

But I al - ways find a way to keep you right



Gb6



Db6sus2



F7sus

here wait - ing. I al - ways find the words to say

D.S. ‰ al Coda

Bsus



Bsus

G6



G6

to keep you right here wait - ing.

Coda



G5



A5



Bm

here wait - ing.