



AUTHENTIC TRANSCRIPTIONS
WITH NOTES AND TABLATURE

George Harrison

Anthology

24 GREATEST HITS INCLUDING:

BADGE · BLOW AWAY · ALL THOSE YEARS AGO · MY SWEET LORD
HERE COMES THE SUN · SOMETHING · WHILE MY GUITAR GENTLY WEEPS
AND MANY MORE



HL Hal Leonard Publishing Corporation



George Harrison

Anthology

Brought to you by TinyA

== PLEASE DON'T SELL ==

C O N T E N T S

5	ALL THINGS MUST PASS
10	ALL THOSE YEARS AGO
16	APPLE SCRUFFS
21	BADGE
26	BANGLA DESH
32	BLOW AWAY
37	CRACKERBOX PALACE
44	DARK HORSE
48	FOR YOU BLUE
52	GIVE ME LOVE (GIVE ME PEACE ON EARTH)
60	HERE COMES THE SUN
64	I ME MINE
69	ISN'T IT A PITY
74	MY SWEET LORD
78	PIGGIES
82	SAVOY TRUFFLE
86	SOMETHING
90	THIS SONG
94	WAH WAH
104	WAKE UP MY LOVE
112	WHAT IS LIFE
128	WHEN WE WAS FAB
116	WHILE MY GUITAR GENTLY WEEPS
124	YOU
135	NOTATION LEGEND

Transcribed by **KENN CHIPKIN, ALEX HOUTON, DANNY BEGELMAN & DAN SEIDEN**

ISBN 0-7935-1088-0

HL Hal Leonard Publishing Corporation

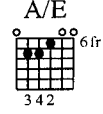
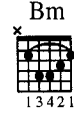
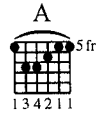
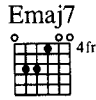

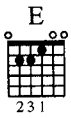
7777 West Bluemound Road P.O. Box 13819 Milwaukee, WI 53213

© 1993 HALL LEONARD PUBLISHING CORPORATION
International Copyright Secured All Rights Reserved

For all works contained herein:
Unauthorized copying, arranging, adapting, recording or public performance is an infringement of copyright.
Infringers are liable under the law.

All Things Must Pass

By George Harrison



Intro

Slow Rock ♩=72

Gtr. 1

⑥ open
E E E F#m11/E Emaj7 F#m11/E E A E F#m11/E

f Rhy. Fig. 1 End Rhy. Fig. 1

w/ Rhy. Fig. 1

Gtr. 2 w/ slide

8va

* *p* → *mf* grad. slide

7 12 19

* Fade in w/ volume knob

Emaj7 E A

Verse

E F#m11/E Emaj7 A

* w/ Fill 1: 2nd time only (Gtr. 2)
w/ Fill 4, Bar 2: 3rd time only (Gtr. 2)

1. Sun-rise ___ does-n't last ___ all morn - ing. ___
2.,3. See Additional Lyrics

8va

grad. slide

19 7

* See Fills 1 & 4 on following page

Substitute w/ Fill 4: 3rd time only (Gtr. 2)

E F#m11/E Emaj7 A

Substitute w/ Fill 2: 2nd time only (Gtr. 2)

A cloud burst _ does-n't last ___ all ___ day. _____

8va
p < mf

Substitute w/ Fill 4: 3rd time only (Gtr. 2)

E F#m11/E Emaj7 A

Substitute w/ Fill 1: 2nd time only (Gtr. 2)

Seems my love _ is _ up _____ and has left you with _ no warn - ing.

8va
8va
/14 /19

Fill 1
Gtr. 2

8va
grad. slide
19 / (26) / 31

Fill 4
Gtr. 2

p < mf p < mf p < mf p < mf
5 / 7 / 9 / 10

Fill 2
Gtr. 2

grad. slide
19 / 0

Substitute w/ Fill 4, Bar 1: 3rd time only (Gtr. 2)

E

F#m11/E

Substitute w/ Fill 5: 3rd time only (Gtr. 2)

Emaj7

A



It's not al ways gon - na be ___ this _ grey. _____

8va - loco

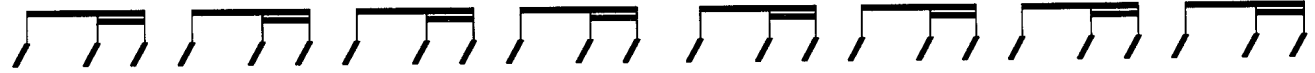
p < mf

Chorus

Bm

A

Rhy. Fig. 2



All things ___ must ___ pass; ___

To Coda ⊕

Substitute w/ Fill 3: 2nd time only (Gtr. 2)

E

F#m11/E

Emaj7

A/E

End Rhy. Fig. 2



All things must pass ___ a - way. _____

w/o slide
let ring

7 7 10 9

9 9 10 9

Fill 3
Gtr. 2

let ring

7 7 7

T 9 9 9

A

B

Fill 5
Gtr. 2

p < mf *p < mf*

9 10 9

T 9 10 9

A

B

1.

Emaj7

A/E

Bm



2.

All things _____ must _____ pass..

8va *loco*

w/ slide 11 12 11 12\ 11 12 (<12)> let ring 3 2 ----- 4

A:

Bm



None of life's strings _____ can _____

let ring ----- 4
4 2

A

Emaj7

F#m11/E

D.S. al Coda



_____ last, _____ so _____ I _____ must be on my way, _____ and face an-oth-er day.. Now the

15ma.....

grad. slide 19 ----- 31

⊕ *Coda*

w/ Rhy. Fig. 2, Bars 1 - 3 (Gtr. 1)

Chorus

Bm A E F#m11/E

All things _ must _ pass; _ all things must pass _ a - way. _

w/ Rhy. Fig. 1: 2 times (Gtr. 1)

A E F#m11/E

Gtr. 1 8va ----- Gtr. 2 w/ slide 15ma -----

grad. slide

2 4 2 4 2 2 2 2 4 2 3 4 0 2

Emaj7 F#m11/E E A E F#m11/E Emaj7 F#m11/E E A E

15ma ..., loco 8va ----- grad. slide

31 19 7

Additional Lyrics

Verse 2

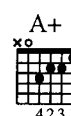
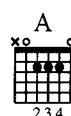
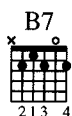
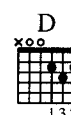
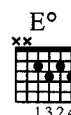
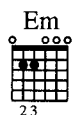
Sunset doesn't last all evening.
 A mind can blow those clouds away.
 After all this, my love is up and must be leaving.
 It's not always gonna be this grey.

Verse 3

The darkness only stays the night time.
 In the morning it will fade away.
 Daylight is good at arriving at the right time.
 It's not always gonna be this grey.

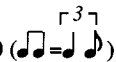
All Those Years Ago

By George Harrison



Intro

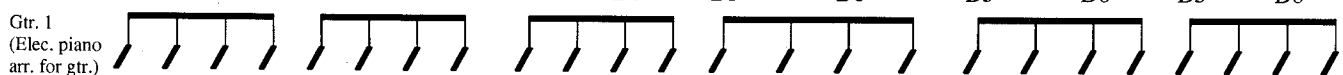
Moderate Rock Shuffle ♩=120 (♩=♩)



Play 4 times

Gtr. 1
(Elec. piano
arr. for gtr.)

D5 D6 D5 D6 D5 D6 D5 D6 D5 D6 D5 D6



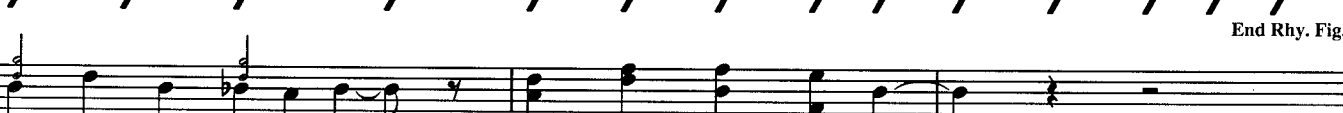
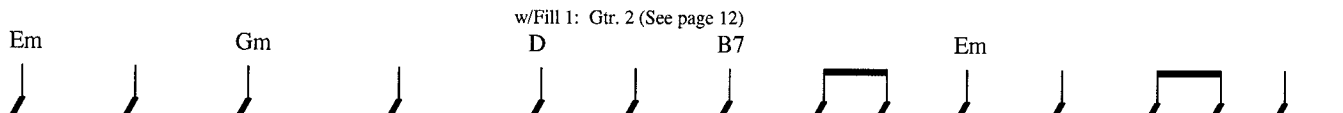
Rhy. Fig. 1



I'm shout-ing all a-bout love, _____

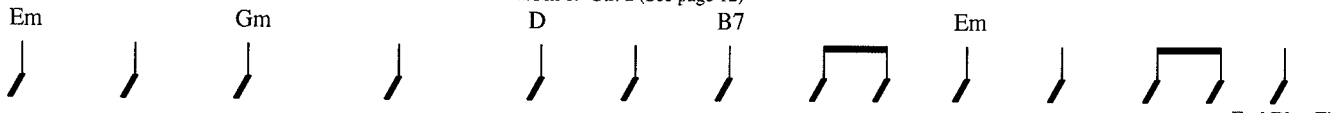


while they treat-ed you _ like a dog, _____ when you were the one who had
Backups: (Ah, ah,



made it so clear, _____ all those years a - go. _____
ah, ah.)

w/Fill 1: Gtr. 2 (See page 12)



End Rhy. Fig. 1

w/ Rhy. Fig. 1

Verse

D5 D6 D5 D6 D5 D6 D5 D6 Em



I'm talk-ing all a-bout how to give. _____ They don't act with much hon - es -

E° D F#m Em Gm

ty. But you point the way to the truth when you say, ah, ah, ah.

Bridge

D B7 Em A D

"All you need is love."

- 1. Liv - ing with good and bad, -
- 2. See Additional Lyrics

Gr. 2

8va loco

14 (14) 12 (12)

Em A D

I always looked up to you.

Gr. 2 tacet

A D Em A

Now we're left cold and sad by some one, the dev-il's best friend,

w/ Rhy. Fig. 1 (Gtr. 1)

Verse

- D5 D6 D5 D6 D5 D6 D5 D6

A+

some one who of-fend ed all. 3. We're liv-ing in a bad dream.

- 4. See Additional Lyrics

Gr. 2

full (8) full full (8)

Em 2nd time: w/ Fill 1 E° D F#m

They've for-got-ten all 'bout man - kind. _____ And, you were the one they backed
 ah, (Ah, ah,

(8)

Em Gm D B7 Em

1st time only: w/ Fill 2 (Gtrs. 2 & 3) 2nd time only: w/ Fill 1 (Gtr. 2)

up to the wall _____ all those years a - go. _____
 ah, ah.)

Fill 1
Gtr. 2

full 8 full 8 full 10 (10) 8 9 7 8

Fill 2
Gtr. 2

full 1/2 5 7 full 1/2 5 7 full 1/2 5 7 (5) (7) (5) (7)

Fill 3
Gtr. 2

full 1/2 5 7 (5) (7) 5 5 2 3 3 3

w/ Rhy. Fig. 1: Bars 5 - 8 (Gtr. 1)

1st time only: w/ Fill 3 (Gtrs. 2 & 3)

D F#m Em Gm D B7

You (Ah, were the one ah, who i - mag - ined it ah,) all, all those years a - go. -

To Coda ⊕

2nd time only: w/ Fill 1 (Gtrs. 2 & 3)

Em D5 D6 D5 D6 D5 D6 D5 D6

Shoo bop. Shoo wan - na wan - na, shoo bop. Shoo wan - na wan - na, shoo bop. Shoo wan - na wan - na,

w/ Rhy. Fig. 1, 2 times (Gtr. 1)

Synth Solo

D5 D6 D5 D6 D5 D6 D5 D6 Em

Shoo bop. Shoo wan - na wan - na, shoo bop. Shoo wan - na wan - na, shoo bop. Shoo wan - na wan - na,

w/ Fill 4 (Gtr. 4)

E° D F#m Em Gm

ah. Ah, ah, ah, ah.

Riff A Gtr. 2

Gtr. 3

ah. Ah, ah, ah, ah.

Fill 4 Gtr. 4

8 5 8 6 8 6 9 6 9 6 5 8 5 11 11 11

Gtrs. 2 & 3 tacet

D B7 Em D5 D6 D5 D6

All those years a - go. — Shoo bop. Shoo wan - na wan - na,

Gtr. 4

full 10 (10) (10) full 10 10

D5 D6 D5 D6 Em E°

shoo bop. Shoo wan - na wan - na, shoo bop. Shoo wan - na wan - na, ah.

Gtr. 2

Gtr. 3

w/ bars 1 - 2 Fill 4 (Gtr. 4)

(10) 7 9 (9) full 1/2 12 14 full 1/2 12 14

D.S. al Coda

D F#m Em Gm D B7 Em

Ah, ah, ah, ah. All those years a - go. —

full 1/2 (12) 12 (12) full full (10) 6 10 10 full (14) 14 (14) 10 10 (10) 5 8 9

⊕ *Coda*

D F#m Em Gm D B7

You had con-trol of our smiles and our tears, — all those years a - go. —
(Ah, ah, ah, ah.)

w/ Rhy. Fig. 1

Outro

D5 D6 D5 D6 D5 D6 D5 D6

Em A

2nd time

Gr. 2

full full

10 8 7

Em E° D F#m

Ooh, ooh, ooh, ooh, ooh, ooh, ah, ah,

(Ah, ah,

Repeat and Fade

Em Gm D B7 Em

ah, ooh, ah.) all those years ago.

3

w/ slide, slowly and gradually

Additional Lyrics

Bridge 2











Deep in the darkest night,
 I send out a prayer to you,
 Now in the world of light
 Where the spirit free of the lies
 And all else that we despised.

Verse 4

They've forgotten all about God;
 He's the only reason we exist.
 Yet you were the one that they
 Said was so weird,
 All those years ago.
 You said it all, though not
 Many had ears,
 All those years ago.

Apple Scruffs

By George Harrison

A  3211
E  43121
F#m  134111
Bm  13421
F#m7/A  3141
F#m6/A  3141
D/A  4121
F#°/A  1324
F°/A  1234
B7  13141

Intro
Moderately Fast ♩=180

Gr. 1 Acous. *f* Fig. 1

Gr. 2* *f* Fig. 1




T 9 10 5 4 4 5 9 5 4 4

A 9 6 6 5 4 4 9 6 6 5 4

B 7 7 7 7 7 7 7 7 7 7 7

* Harp Arr. for Gtr.

F#m E F#m E



(4/4) 2 2 2 2 2 4 2 2 2 2 2 4

2 2 2 2 2 4 2 2 2 2 2 4

2 2 2 2 2 4 2 2 2 2 2 4

F#m E A



(4/4) 4 4 4 4 2 2 2 2 2 4 4 5 4 5

4 4 4 4 2 2 2 2 2 4 4 5 4 5

4 4 4 4 2 2 2 2 2 4 4 5 4 5

E A E A

End Rhy. Fig. 1

1. Now I've watched.

End Rhy. Fig. 1a

Verse

Bm A Bm F#m7/A

— you sit - ting - there. — Seen the pass - ers - by — all stare, — like you have —

2.,3.,4. See Additional Lyrics

F#m6/A D/A F#°/A A

— no place - to go, — but there's so — much they - don't know - 'bout ap - ple scruffs..

To Coda ⊕

E A E

2. You've been _____
4. While the _____

Chorus

F#°/A A F#°/A

Rhy. Fig. 2

Ap - ple scruffs, _____ ap - ple scruffs, _____

A F^o/A F[#]m B7

how I love — you, how I love.

w/ Rhy. Figs. 1 & 1a:
Bars 1 - 10 (Gtrs. 1 & 2)
Bridge

A E A

End Rhy. Fig. 2

— you.

E F[#]m E F[#]m

E F[#]m E A

w/ Rhy. Figs. 1 & 1a: Bars 11 - 14

D.S. al Coda

E A E A

3. In the fog —

⊕ *Coda*

E F[#]m E F[#]m

Guitar Solo

Gtr. 2 w/ slide

Gtr. 3 w/ slide

8va

8va

7 9 9 9 7 9 12 9

5 7 7 7 5 7 9

E F#m E A

8va

8va

14 14 14 12 14 16 16 17 17 17 16 17 19 17 19 21

10 10 10 9 10 12 12 14 14 14 12 14 15 14 15 17

E A E

8va

8va

(21) 22 21 19 21 22 21 19 19

(17) 19 17 15 17 19 17 15 15

F#°/A

8va

8va

(19) 19 19 19 20 20 20 19

(15) 15 15 15 16 16 16 14

A F#°/A

8va

8va

19 20 20 20 20 19 19 20 20 20 20 20 20 21

14 16 16 16 16 14 14 13 13 16 16 16 16 17

grad. slide

Ap - ple scruffs,

Chorus

ap - ple scruffs, how I love you, how I love you.

w/ Rhy. Figs. 1 & 1a: Bars 1 - 10

w/ Rhy. Fig. 1 & 1a: Bars 11 - 13

Additional Lyrics

Verse 2

You've been stood around for years,
 Seen my smile and touched my tears,
 Now it's been a long, long time
 And how you've been on my mind, my apple scruffs.

Verse 3

In the fog and in the rain,
 Through the pleasures and the pain,
 On the step outside you stand
 With your flowers in your hand, my apple scruffs.

Verse 4

While the years, they come and go
 Now your love must surely show,
 That beyond all time and space
 We're together face to face, my apple scruffs.

Badge

Words and Music by Eric Clapton and George Harrison

Esus2 7fr 13411
 Em 7fr 13421
 A5 7fr 34
 Am 5fr 3111
 D7 5fr 13141
 C 1333
 Bm7 7fr 3141
 Am9 5fr 3114
 D 132
 DX 10fr 3211

Intro

Moderate ♩=106

(Am) (D) (Am) (D)

Gtr. 1

Gtr. 2 *mf*

mf

Verse

(Am) (D) Esus2 Em

Gtrs. 1 & 2

1. Think - in' 'bout the times you drove _ in my car. _
 2. I told you not to wan - der 'round _ in the dark. _

Think - in' that I might have drove _ you too far. _
 I told you 'bout the swans, that they live in the park. .

Esus2 Em C

And I'm think - in' 'bout the
 Then I told you 'bout our

Am Bm7 Am9

⑥ ⑤ 7fr 7fr B E Am9

⑥ ⑥ ⑥ open 3fr 4fr E G G#

love that you laid on my ta - ble.
 kid. Now he's mar-ried to Ma - bel.

1. 2.

Gr. 2 tacet
Bridge

N.C. Cmaj7 G/B D N.C. Cmaj7

Gr. 1 & 2 Gr. 1 Rhy. Fig. 1 End Rhy. Fig. 1

let ring

w/ Rhy. Fig. 1: 6 times (Gr. 1)

G/B G D Cmaj7 G/B G

w/ Rhy. Fill 2 (Gr. 2)

Yes, I told you that the light goes

Rhy. Fill 1
 Gr. 2

w/ Rhy. Fill 2, bars 2 & 3 only: 4 times (Gtr. 2)

D Cmaj7 G/B G D Cmaj7

up and down. — Don't you no - tice how the wheel goes 'round? And you'd bet -

G/B G D Cmaj7 G/B G

- ter pick your - self up from the ground, - be - fore — they bring the cur - tain down..

D Cmaj7 G/B G D Cmaj7

— Yes, be - fore — they bring the cur - tain down. — Woo, — hoo. -

Gtr. 3

f

full 13 1/2 (13) 13 full (13) 13 1/2 13 full 13(13)

w/ Rhy. Fig. 1: 6 times (Gtrs. 1 & 2)

Guitar Solo

G/B G D Cmaj7 G/B G

full (13) 13 full (13) 10 full 10 1/2 12 full 10 10 12 (12) 10 12 10 11 full 10 10 12 13 1/2 13 1/2 13 full 13 1/2 13

Rhy. Fill 2
Gtr. 2

T

T
A
B

T

D 8va Cmaj7 G/B G D Cmaj7

(19) 10 10 12 (12) 10 12 10 12 10 10 12 (10) 10 12 10 10 12 10 13 15 (15) 13

8va G/B G D Cmaj7

(19) 15 15 15 15 (15) 13 (15) 15 13 15 15 15 15 15 15 15 15 15 (15) 13

8va Cmaj7 G/B D Cmaj7 G/B

(19) 15 16 15 17 17 (17) 15 17 (17) 17 (17) 15 16 15 16 15 15 16 15 15 15 16

D

w/ Rhy. Fig. 1: Bar 1 only (Gr. 1)
Cmaj7 G/B

D



8va loco

grad. bend full full 1/2 full 1/2 full full full (18) 18 (18) 15 17 15 16 14 13 14 12 10 12 12 10 12 10 12 10 12 10 12 10

Verse

Gtrs. 1 & 2

Am D^x Em

Talk - in' 'bout a girl that looks — quite — like — you.

Am D Esus2

She did - n't have the time to wait — in the queue. —

Em Esus2 Em C

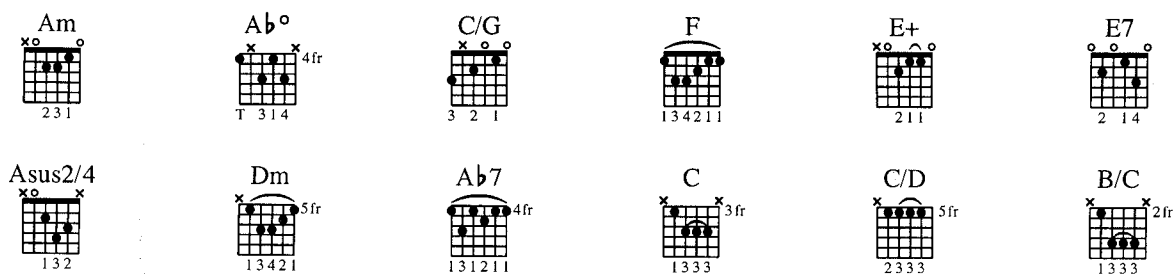
She cried a - way her

Am Bm7 Am9

life since she fell off the cra - dle.

Bangla Desh

By George Harrison



Piano Arr. for Gtr.

Intro

④ ⑥

2fr. open Free Time

Gtr. 1

E Am Ab° C/G F

My friend came to me, — sad-ness in — his eyes, — told me that he want-ed help be -

E+ E7 Am

fore his coun - try dies. Al - though I could-n't feel — the pain, — I

Db7/Ab C/G F E+ E7

knew I had — to try. — Now I'm ask - ing all of you to help us save — some — lives. —

Moderate ♩=94

⑤ open Am A Am A Am A Am A Asus2/4 Am A Am A Am A Am A Am A Asus2/4

w/ Riff 1 3rd time (Gtr. 3)
 w/ Rhy. Fill 1 2nd time (Gtr. 2)

Verse

Am A Am A Am A Am A Am A Am A Am E7

Rhy. Fig. 1

1. Ban - gla Desh,
 2.,3. See Additional Lyrics

Gtr. 2

Dm

End Rhy. Fig. 1

Rhy. Fig. 2

A^b7

I've nev - er seen such dis - tress. Now, won't you

Rhy. Fill 1

Gtr. 2

Riff 1

Gtr. 3

E7 Dm

lend your hand; try to understand; re-lieve the people of Ban-gla

let ring

0 3 0 3 0 0 3 0 3 0 3 1 3 1 3

1. 2.

E7 D.S. at Coda C C/D C C/B C

End Rhy. Fig. 2

Desh. Desh. ___

let ring

0 3 0 3 0 0

w/ Rhy. Fig. 1 (Gtr. 1)

Piano Solo

Am E7

w/ Rhy. Fig. 2 (Gtr. 1)

Saxophone Solo

Dm Ab Gtr. 3 *

12/15 14 12 15/12 10/12 12 14

* Am tuning: ⑥ = E ⑤ = A ④ = E ③ = A ② = C ① = E

Dm E7

Re-lieve the peo - ple ___ of Ban - gla Desh. ___

8va

14/16 16 16/14 16 10/19 14/16 14/16 16 12/10 12/14

⊕ Coda

C C/D C C/B C E7

Gr. 1

Desh. _ Re-lieve the peo -

Dm C C/D C C/B C E7

ple ___ of Ban - gla Desh. ___

Dm C C/D C C/B C

We've got to re-lieve Ban - gla Desh. ___

w/Rhy. Fig. 1 (Gr. 1)

Am E7

Mmm. Mmm.

Gr. 3

8va

12/14 (14)12 12 10/12 12/13 12 7 7 7 7/8 7 (7)

Dm

8va

7 5 4 5 4 5 4 5 5

Ab

E7

Now won't you lend your hand and

8va

10 17 16 14 15 14 15 14

Dm

un - der - stand. Re - lieve the peo - ple of Ban - gla Desh.

8va

17 15

Double Time

Am

Gtr. 1 Rhy. cont. simile

Gtr. 1

3 0 3 (3) 0 3 0 3 0 3 (3) 0 3 0 3 0

Musical notation for the first system. The treble clef staff shows a melodic line with a wavy line above the final measure, labeled 'E7'. The bass staff contains triplets of eighth notes with durations of 1/4, 1/4, and 1/2, and a final triplet of eighth notes.

Musical notation for the second system. The treble clef staff shows a melodic line with a wavy line above the final measure, labeled 'Dm'. The bass staff contains a half-note triplet with a duration of 1/2, followed by a half note and a whole note.

Musical notation for the third system. The treble clef staff shows a melodic line with a wavy line above the final measure, labeled 'Ab'. The bass staff contains a half-note triplet with a duration of 1/2, followed by a half note and a whole note. The word 'Fade' is written at the end of the system.

Additional Lyrics

Verse 2

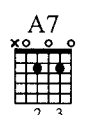
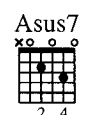
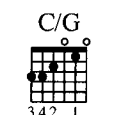

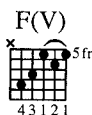
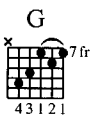
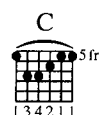
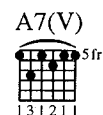
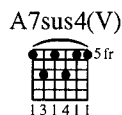
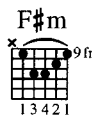
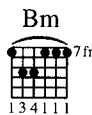
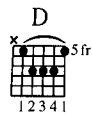
Bangla Desh, Bangla Desh,
 Such a great disaster, I don't understand,
 But it sure looks like a mess.
 I've never known such distress.
 Now please don't turn away.
 I wanna hear you say,
 "Relieve the people of Bangla Desh."

Verse 3

Bangla Desh, Bangla Desh,
 Now it may seem so far from where we all are.
 It's something we can't reject.
 The suff'ring I can't neglect.
 Now won't you give some bread?
 Get the starving fed.
 We've got to relieve Bangla Desh.

Blow Away

By George Harrison



Intro

Moderate Rock ♩ = 116

Gtr. 1
Organ arr. for Gtr.

D

Bm

F#m

Asus4(V)

A7(V)

Gtr. 2 w/ slide

mf

Tablature: T / 14, A 12 \ 10, B 11, 14 / 14, <14> \ 11, 12 / 10, <10>

D

Bm

F#m

Asus4(V)

A7(V)

/

/

/

/

/

8va

Gtr. 3 w/ slide

mf

Gtr. 2 w/ slide

8va

Tablature: / 14 / 15, / 14 / 17, / 17 / 19, 19, 19, 19, 19, 14, / 17 / 19, / 12 / 14, (12), (14)

w/ Fill 1: 1st time only (Gtrs. 2 & 3)

Verse

Asus4(V) A7(V) Gtr. 4 Acous. D Bm F#m

1. Day turned black. Sky ripped a-part. Rained for a year till it
2.,3. See Additional Lyrics

w/ Fill 2: 1st time only (Gtrs. 2 & 3)

Asus4(V) A7(V) D Bm F#m

damp - ened my heart. Cracks and leaks, the floor-boards caught rot, a-bout to go down, I'd had

Chorus

Asus4(V) A7(V) Asus4(V) A7(V) D Bm F#m Asus4(V) A7(V)

al - most for-got. All I got to do is to, to love you.

Fill 1
Gtr. 3

Gtr. 2

T	10
A	11
B	

Fill 2
Gtr. 3 w/ slide

Gtr. 2 w/ slide

T	14 / 15	14 / 17	17 / 19	19 / 19	19 / 14
A		15 / 17	17 / 19	19 / 19	19 / 17
B					

D Bm C G F#m Bm F#m A7(V)

All I got to be is — be hap - py. All it's got to take is some warmth to make. it blow a -

F(V) C Asus4(V) A7(V) D Bm F#m Asus4(V) A7(V)

way, blow a - way, — blow a - way. All I got to do is to, to love you.

D Bm C G F#m Bm F#m A7(V)

All I got to be is — be hap - py. All it's got to take is some warmth to make. it blow a -

F(V) C G D Interlude F C/G ⑤ open A Asus4

way, blow a - way, — blow a - way.

Riff A End Riff A

Gr. 2 w/ slide

Gr. 3 s/ slide

full

15 12 14 13 15 15 13 14 14
8 5 7 7 7 5 7 7

3 times Gtr. 3 tacet **Chorus**

A7 D Bm F#m Asus4(V) A7(V) D Bm

8va

Gtr. 2

3

full

4/16 (4)/(16) 2/14

5/17

15 (15) 17 14 12 15 14 7 5 10 7

Gtr. 2 left / Gtr. 3 right

C G F#m Bm F#m A7 F C

All it's got to take is some warmth to make it blow a - way, blow a - way, - blow a -

13 12 13 12 10 8 7 7

Asus4(V) A7(V) D Bm F#m Asus4(V) A7(V)

way. Ooh. All I got to do is to, to love you.

8va

loco

3

15 15 15 15 15 14 9 (5) 12

D Bm C G F#m Bm

All I got to be is a, be hap - py. All it's got to take is some

8va.....loco

F#m A7(V) F(V) C G D F C/G

warmth to make it blow a - way, blow a - way, - blow a - way. Hmm. _____

w/ Riff A (Gtrs. 2 & 3)
Outro

⑤ open A Asus4 A7

⑤ open A Asus4

⑤ open A Asus4 A7 D

Additional Lyrics

Verse 2

Sky cleared up, day turned to bright.
 Closing both eyes, now the head filled with light.
 Hard to remember the state I was in,
 Instant amnesia, yang to the yin.

Verse 3

Wind blew in, cloud was dispersed.
 Rainbows appearing, the pressures were burst.
 Breezes a-singing, now feeling good.
 The moment had passed like I knew that it should.

Crackerbox Palace

By George Harrison

Chord diagrams for the following chords:

- Bb**: 1333
- F**: 134211
- Cm**: 13421
- Gm**: 134111
- Eb**: 43121 (3fr)
- Dm**: 13421 (5fr)
- Ebm7**: 13121 (6fr)
- Ebm7^{VI}**: 13124 (6fr)
- Ebm13**: 13124 (6fr)
- Ebm13**: 13421 (6fr)

Intro
Moderate Rock ♩ = 120

Gr. 1 Acous. **Bb** **F** **Cm** **Bb** **F** **Cm**

Gr. 2 *mf* w/ slide

T A B

Bb **F** **Cm** **Bb** **F**

Substitute w/ Fill 3: 3rd time (Gtrs. 2 & 3)
Verse

Bb **F** **Cm** **Bb** **F**

1. I was so young when I was born, my eyes could not yet see..
 2.,3. See Additional Lyrics

Riff A

Gr. 2
Gr. 3

Cm Bb F Cm

And by the time of my first dawn, _

w/ Fill 1 (Gtr. 2)
Chorus
 Bb F Cm Bb F Gm F Eb

some-bod-y hold - ing me, _ they said, "I wel-come you _ to Crack-er-box Pal-ace.

End Riff A Rhy. Fig. 1
 Gtr. 4

Fill 3
 Gtr. 2

Gtr. 3

Fill 1
 Gtr. 2

Substitute w/ Rhy. Fill 1: 2nd time (Gtr. 4)
w/ Fill 2: 3rd time (Gtr. 2)

Bb F Dm Eb F

We've been ex - pect - ing you. _____ You bring such joy to

Gm F Eb Ebm7 Ebm7^{VI} Ebm13 Ebm7 Interlude Bb F

Crack-er - box Pal-ace. No ___ mat - ter where you roam, _ know our love _ is true." _____

End Rhy. Fig. 1

Rhy. Fill 1
Gtr. 4

TAB (5/7)

Fill 2
Gtr. 2

TAB 7-10-(10)-5-5

Gm F Eb

Ebm7

Ebm7^{VI} Ebm13 Ebm7

w/ Riff A (Gtrs. 2 & 3)

Saxophone Solo

Bb

F

Cm

Bb

F

Cm

Bb

F

Cm

Bb

F

Cm

"And we

w/ Rhy. Fig. 1 (Gtr. 4) & Fill 1 (Gtr. 2)

Chorus

Bb

Gm

F

Eb

Bb

F

Dm

w/ Fill 2 (Gtr. 2): 2nd time

wel-come you _ to Crack-er-box Pal-ace. We've been ex-pect-ing you. _

Rhy. Fill 2

Gtr. 1

Ebm7^{VI} Ebm13 Ebm7

Eb F Gm F Eb Ebm7 Ebm7VI Ebm13 Ebm7

You bring such joy to Crack-er-box Pal-ace. No mat-ter where you roam, know our love is true."

Bb F Cm Bb F Cm

"It's true. It's true."

Bb F Cm Bb F Cm

D.S. al Coda

Coda

Bb F Gm F Eb Bb F Dm

wel-come you to Crack-er-box Pal-ace. We've been ex-pect-ing you.

w/ slide

Eb F Gm F Eb Eb7 Ebm7^{VI} Ebm13 Ebm7

You bring such joy to Crack-er-box Pal-ace. No mat-ter where you roam, know our love is true."

Bb F Gm F Eb Bb F Dm

Eb F Gm F Eb Ebm7 Ebm7^{VI} Ebm13 Ebm

You bring such joy to Crack-er-box Pal-ace. No mat-ter where you roam, know our love,

w/ Fill 4 (Gtr. 5)

Ebm7 Bb F Gm F Eb Ebm7

know our love is true."

Gtr. 2

Gtr. 3

Fill 4
Gtr. 5 (Acous.)

A.H. 8va.....

A.H. 1 (13)

T
A
B

Additional Lyrics

Verse 2

While growing up or trying to,
Not knowing where to start,
I looked around for someone who
May help reveal my heart. Someone said,

Chorus 2

"While you're a part of Crackerbox Palace
Do what the rest all do,
Or face the fact that Crackerbox Palace
May have no other choice than to deport you."

Verse 3

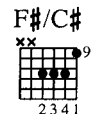
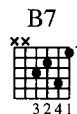
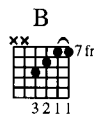
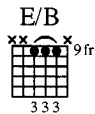
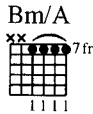
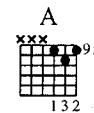
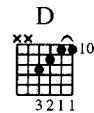
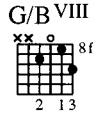
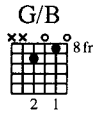
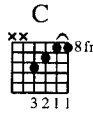
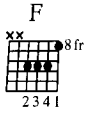
Some times are good, some times are bad.
That's all a part of life.
And standing in between them all,
I met a Mr. Grief. And he said,

Chorus 3

"I welcome you to Crackerbox Palace,
Was not expecting you.
Let's rap and tap at Crackerbox Palace.
Know that the the Lord is well and inside of you."

Dark Horse

By George Harrison



Capo VII

Intro

Moderate Rock ♩ = 97

Bm/A E/B Bm/A E/B Bm/A B B7 B Bm/A E/B Bm/A E/B Bm/A B B7 B

1. You

Gr. 1 Acous. *f* let ring

TAB

Bm/A E/B

Bm/A B

B7

B

Bm/A B

B7

B

thought — that — you knew where I was — and when. ———
2.,3. See Additional Lyrics

let ring

TAB

Bm/A E/B

Bm/A B

B7

B

Bm/AB

B7

B

Ba-by, it looks like you're fool-in' you — a - gain. ———

You

TAB

F#/C# Bm/A B B7 B Bm/A B B7 B

thought that you _ had got - ten me all staked out. _____

let ring

F#/C# Bm/A B

Ba - by, it looks _ like I've _ been break - in' out. _____

let ring

Chorus

Gtr. 1 F C G/B G/BVIII

Rhy. Fig. 1

I'm a dark _____ horse,

D A

run - ning on a dark race _ course. _

F C G/B G/BVIII

I'm _____ a blue _____ moon,

D A

{ since I _ stepped out _____ of the womb. _
 since I _ picked up _____ my first spoon. _
 since I _ stepped out _____ of the womb. _ }

F C G/B G/B VIII

I've been a cool jerk,

D A

1.,2. just look - ing for the source.
3. just look - ing for his perks.

2nd Time: To Coda 1 ⊕
3rd Time: To Coda 2 ⊕

F C G/B G/B VIII G/B G/B VIII D.C. al Coda 1

End Rhy. Fig. 1

I'm a dark horse.

⊕ Coda 1 G/B G/B VIII G/B G/B VIII D.C. al Coda 2

Gr. 1

horse.

⊕ Coda 2 G/B G/B VIII

Gr. 1

horse.

Bm/A E/B Bm/A E/B Bm/A B B7 B Bm/A E/B Bm/A E/B (C#) (B)

let ring

w/ Rhy. Fig. 1: Bars 1 - 3 (Gtr. 1)

Chorus

F C G/B D

I'm a dark horse. I'm run-ning on a dark race

A/E Asus4/E A/E Asus2/E A F C G/B

w/ Rhy. Fig. 1: Bars 5 - 13 (Gtr. 1)

course. I'm a blue moon,

Gtr. 1

9 9 9 9 9 9 9 9 9 10 9 9 7 7 9 9 9
10 10 10 10 10 10 10 10 10 10 10 10 10 10
9 9 9 9 9 9 9 9 9 9 9 9 9 9

D A F C

since I stepped from out of the womb. I've been a cool jerk.

G/B D A

just look - ing for the source. I'm.

F C G/B G/B VIII

Gtr. 1

a dark horse.

Additional Lyrics

Verse 2

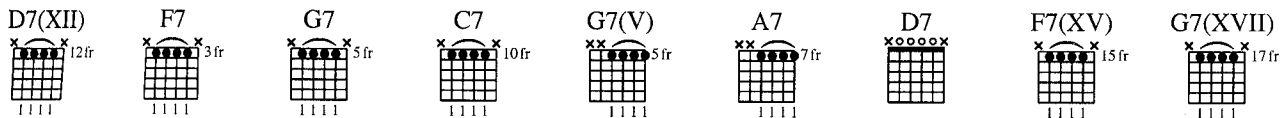
You thought that you'd got me in your grip.
 Baby, looks like you was not so smart.
 And I became too slippery for you,
 But let me tell you that was nothin' new.

Verse 3

I thought that you knew it all along,
 Until you started getting me not right.
 Seems as if you heard a little late.
 I warned you when we both was at the startin' gate.

For You Blue

By George Harrison



Gtr. 2 tuned to D7 open tuning

- ④=D ①=D
- ⑤=A ②=C
- ⑥=D ③=F#

Intro

Gtr. 1 **Moderate Shuffle** (♩=128)
Acous. N.C.

Intro musical notation with guitar tablature. Chords: D5, B7. Dynamics: mf. Tempo: Moderate Shuffle (♩=128). Acoustic, No Chords (N.C.).

E7

A7

w/ Rhy. Fill 1 (Gtr. 2)

G7

E7 A7

Verse musical notation with guitar tablature. Chords: E7, A7, G7, E7, A7. Dynamics: f. Includes a 'let ring' instruction and a 'hold' instruction.

Verse

D7(XII)

F7

G7

C7

D7

C7

Gtr. 2
w/ slide

Rhy. Fig. 1

Verse melody with lyrics: "1. cause you're sweet and love-ly girl, I love you. 2,3. See Additional Lyrics".

1. cause you're sweet and love-ly girl, I love you.
- 2,3. See Additional Lyrics

Rhy. Fill 1
Gtr. 2

Rhythmic Fill 1 musical notation with guitar tablature. Dynamics: f. Includes 'w/ slide' instruction.

Rhy. Fill 2
Gtr. 2

Rhythmic Fill 2 musical notation with guitar tablature.

Substitute w/ Rhy. Fill 2 (Gtr. 2): 2nd time only

D7(XII) F7 G7 F7 G7 C7 D7(XII) C7

Be - cause you're sweet and love - ly girl, it's true.

To Coda ⊕

D7(XII) G7(V)A7 F7 G7 D7

⑥ open D ⑥ 4fr F# ⑥ 5fr G ⑥ 6fr G#

P.M. ----- End Rhy. Fig. 1

I love you more than ever girl. I do.

Substitute w/ Rhy. Fill 2 (Gtr. 2): 2nd time only

Guitar Solo

A7 C7 D7(XII) G7

Gtr. 2

P.M. let ring ----- 1 let ring ----- 1

D7(XII) G7

Spoken: Bop. Bop - cat Bop.

let ring ----- 1 let ring ----- 1 let ring ----- 1 let ring ----- 1

D7(XII) A7

Go, John - ny go!

let ring ----- 1

G7 N.C. A7 C7

There go the twelve bar blues. —

let ring ----- let ring ----- let ring ----- P.M. -----

5 5 6 6 0 0 7 7 7 7 10 10 10 10

Piano Solo

D7(XII) F7(XV) G7(XVII) C7 D7(XII) [Ⓛ] 12fr D C7 D7(XII) F7(XV)

Gr. 2

G7 F7(XV) G7 C7 D7(XII) G7 D7(XII)

El-more James_ got noth-in' on this ba-by!

3

A7 F7 G7 D7 N.C. G7 A7 *D.S. al Coda* C7

3. I

Gr. 2

P.M. -----

5 7 7 7 10 10 10 10 5 7 7 7 10 10 10 10

⊕ *Coda*

⑥

7fr

A E7 A7

w/ Rhy. Fig. 1

Verse

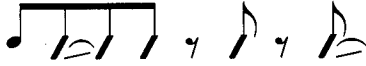
C7 D7(XII)

F7 G7

C7 D7

C7

Gr. 2



P.M.



4. Be - cause you're sweet _ and love - ly girl, I love you.

D7(XII)

F7 G7

F7 G7

C7 D7(XII)

C7



Be - cause you're sweet _ and _ love - ly girl, _ it's true. _

D7(XII)

G7(V) A7

F7 G7

D7

A7 D7(XII)



I love you more _ than ev - er girl, _ I do. _ Give it the blues. _

Gr. 2



P.M.



0 4 5 6 7

Additional Lyrics

Verse 2

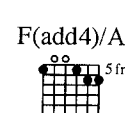
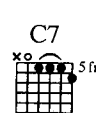
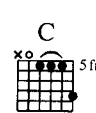
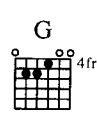
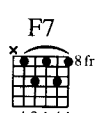
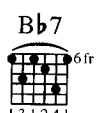
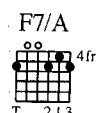
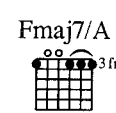
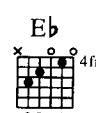

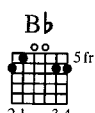
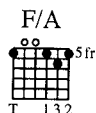
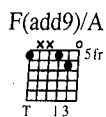
I want you in the morning girl.
I love you.
I want you at the moment I feel blue.
I'm living every moment girl, for you.

Verse 3

I loved you from the moment
I saw you.
You looked at me, that's all you had to do.
I feel it now, I hope you feel it too.

Give Me Love (Give Me Peace On Earth)

By George Harrison



Gtr. 1 Capo III (Standard Tuning)

Gtrs. 2 & 3 Tuning

④=E ①=E \flat

⑤=A ②=B \flat

⑥=D ③=G

Intro

Moderately Slow $\text{♩} = 78$

Gtr. 1
Acous. 12 Str.

F(add9)/A F/A F(add9)/A F/A F(add9)/A

Gtr. 2

w/ slide

9

Gtr. 3

w/ slide

9

F/A

C/E

Bb

C/E



Rhy. Fig. 1

Musical notation for the first system, including a treble clef staff with a melodic line and two bass clef staves with fingerings and slurs.

Fingerings: (14), (14) 13, 18, 16, (16) 14, 12, 12

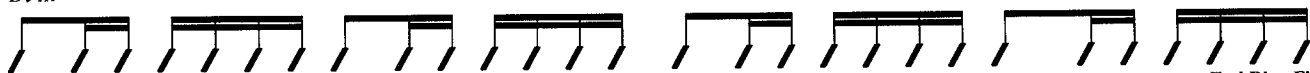
Fingerings: 11, (11) 9, 14, 7, (7) 6

Bbm

C/E

Eb

Bb



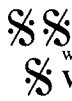
End Rhy. Fig. 1

Musical notation for the second system, including a treble clef staff with a melodic line and two bass clef staves with fingerings and slurs.

Annotations: 8va, grad. slide

Fingerings: 15, 15, 15, 18, (18), 21, 21, 17, 16, 17, 19, (19), 16, 19

Fingerings: 12, 15, 12, 15, 15, 18, 15, 18, 17, 12, 14, 16, (16), 12, 12


 w/ Rhy. Fig. 1: 2 times (Gtr. 1)
 Verse
 F/A

C/E



1.,2.,3. Give me love. ___ Give me love. ___ Give me

8va *loco*

16 (16) 14

8va *loco*

12 (12) 11

B \flat C/E B \flat m C/E

peace ___ on earth. _ Give me light. ___ Give ___ me life. ___ Keep _ me

E \flat B \flat F/A C/E

free ___ from birth. _ Give _ me hope. Help me cope _ with ___ this

B \flat C/E B \flat m C/E

heav - y load, _ try - ing to ___ touch _ and reach _ You ___ with

3rd Time: To Coda 2 ⊕

E \flat

B \flat

F/A

Gr. 1

Rhy. Fig. 2

heart _____ and soul, _____ Oh. _____

2nd Time: to Coda 1 ⊕

Fmaj7/A

F7/A

My _____ Lord, _____

B \flat 7

F/A

End Rhy. Fig. 2

please _____

Fmaj7/A

F7/A

F7

take hold _____ of _____ my hand, _____

B \flat

G

that I _____ might _____ un der - stand, _____

C C7

You. Won't You please, oh, won't You

⊕ Coda 1

B7 F/A

Gtr. 1

Gtr. 2

8va

Gtr. 3

8va

14 14 14 14\12 10 | 12/14 14 14 14/16 10/14 14

18 18 18 18\17 15 | 12/14 14 14 14/16 10/14 14

Fmaj7/A

F7/A

F(add4)/A F7/A

F(add4)/A F7/A

8va

grad. slide



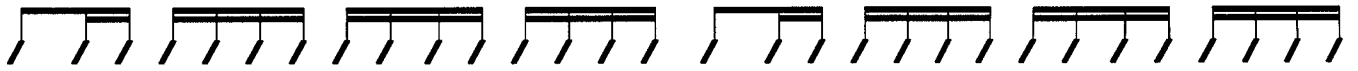
grad. slide

14 14 18/21 21\18 14 (14) 14 | 14 14 14 14/16 16 18\14 14\12 16

14 14 14/16 18\14 14 (14) 14 | 14 14 14 14/17 17 17\16 18\14 15





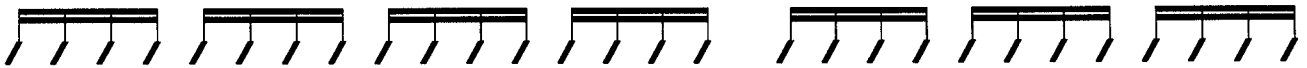
Bb

G



D.S.S. al Coda 2

C



⊕ Coda 2

w/ Rhy. Fig. 1 (Gtr. 1)

F/A C/E B♭ C/E

Give me love. Give me love. Give me peace on earth. Give me light.

B♭m C/E E♭ B♭

Give me life. Keep me, keep me free from birth. Now give.

w/ Rhy. Fig. 1: Bars 1 & 2 (Gtr. 1)

F/A C/E B♭ C/E

me hope. Help me cope with this heavy load, trying to

Gtr. 2

B♭m C7

touch and reach You with

E \flat

B \flat



heart _____ and soul. _____

w/ Rhy. Fig. 2 (Gtr. 1)

F/A

Fmaj7/A

F7/A

B \flat 7

Oh, _____ my _____ Lord. _____

18 18 18\17 15

w/ Rhy. Fig. 2: Bars 1 - 3 (Gtr. 1)

F/A

Fmaj7/A

12/14 14 14 14 14/16 18\14 14 14 14 14 14/16 18\14 14

F7/A

B \flat 7

Gtr. 1

rit.

(14) 12/14 14 14 14 17 17\16 16\14 14\12 (12) 13

Here Comes The Sun

By George Harrison

Capo VII

Intro

Moderate Rock ♩=126

Gtr. 1
(12 St. Acous.)

mf

A D E7

let ring to form chords throughout

T 9 10 7 9 10 10 9 7 10 7 10 7 9 7 9 10 7 9 9

A 9 9 7 7 7 7 9 7 7 7 7 7 7 7 7 7 7 7 7

B 7 7 7 7 7 7 9 9 9 9 9 9 9 9 7 7 7 7 7

A D E7

T 9 10 10 7 9 10 9 7 10 7 9 7 10 9 9 7 7 7 7 7

A 9 9 7 7 7 7 7 7 7 7 7 7 7 7 7 7 7 7 7

B 7 7 7 7 7 7 9 9 9 9 9 9 9 9 7 7 7 7 7

Chorus

A D B7

Here comes the sun, — doot 'n doo doo. Here comes the sun, — and I say, —

T 9 7 9 9 7 9 10 7 9 7 10 10 10 10 10 10 10 10 10 10

A 9 7 7 7 7 7 7 7 7 7 7 7 7 7 7 7 7 7 7

B 7 7 7 7 7 7 7 7 7 7 7 7 7 7 7 7 7 7 7

♩ Verse
A

D6 Asus2 Bm7 Asus2 E7

"It's all _ right."

1. Lit-tle dar-ling,
2. Lit-tle dar-ling,
3. Lit-tle dar-ling,

let ring-----4 let ring-----4 let ring-----4

D E7 E7sus4 E7 A

it's been _ a long, _ cold lone - ly win - ter.
the smile's re - turn - ing to _ their fac - es.
I feel _ that ice _ is slow - ly melt - ing.

Lit-tle dar-ling,
Lit-tle dar-ling,
Lit-tle dar-ling,

Chorus
A

D E7 E7sus4

it feels _ like years _ since it's _ been _ here. _
it seems . like years _ since it's _ been _ here. _
it seems . like years _ since it's _ been _ clear. _

Here comes_ the sun, _

Rhy. Fig. 1

D B7 A
 doot 'n doo doo. Here comes the sun and I say, "It's all right."

9 10 7 9 9 7 9 10 10 10 10 7 9 7 10 9
 7 7 7 (9) 7 7 7 7 8 (7) 8 8 8 8 7 7 7 (7) 9 7 10 9
 9 9 9 9 10 7 7 7 7 7 7 7 7 7 7 7 7 7 7

To Coda ⊕

D5 Asus2 Bm7 Asus2 E7 A E7 E9 E7 E7sus4 E7
 1. End Rhy. Fig. 1

11 10 7 10 7 10 7 10 9 11 9 (10) 9 10 10 10 10 7 9 7 9 10 7 9 9
 9 9 9 9 7 7 7 7 7 7 7 7 7 7 7 7 7 7 7 7 7 7

2. Bridge A E7 C G D A
 let ring let ring let ring

(10) 9 10 7 9 9 7 9 9 8 7 7 7 9 9 9 10 10 10
 9 7 7 7 11 9 10 10 9 7 7 10 9 7 7 7 7 7 7 7 7

E7 C G D A Asus9 A E7 E9 E7 C
 Sun, sun, sun, here it comes. Sun,

9 9 9 8 9 7 7 7 10 7 10 9 9 7 7 7 7 7 7 7 7 7 7 7 11 10
 7 7 7 7 11 9 10 10 9 9 7 10 9 7 7 7 7 7 7 7 7 7 7 7 11 10

G D A Asus9 A E7 E9 E7 E7sus4 E7 E7sus4 E7

sun, sun, here it comes...

let ring let ring

E

D.S. al Coda

\oplus Coda

w/ Rhy. Fig. 1

A

Here comes the sun,

D B7 A

doot 'n doo doo. Here comes the sun. It's all - right.

2nd time only

D6 Asus2 Bm7 Asus2 E7 A7(no 3rd) G D A/E

let ring let ring let ring let ring

rit.

I Me Mine

By George Harrison

Am 231

C 32 1

D7 312

G 21 34

E7 2314

Dm 1342

Em 1342

F 1333

G(type2) 1333

E7b9/G# 2 134

Am(type 2) 13421

E7(type 2) 3241

Am/G# 2 14

C/G# 342 1

D9/F# 2 31

Fmaj7 1 342

Intro

Moderate ♩.=63

Am C D7 G E7

Gr. 1 (Acous.) *mf*

Gr. 2

Gr. 3

TAB

5 7 5 7 9 8 10 8 10 10 full 8 10

TAB

7 7 7 5 3 5 3 7 5

Gr. 3 tacet

Verse

Am C D7 G E7

Gr. 2 tacet

Gr. 1 (Acous.)

Rhy. Fig. 1 (Gr. 1)

1. All _____ through the day, — I, me, mine, — I, me, mine, — I, me, mine..

Gr. 2

Gr. 4 (Acous.)

TAB

10 3 7 5 7 6 4

Am

Gtr. 4 tacet
End Fig. 1

Am

C

Gtr. 2 tacet
w/ Rhy. Fig. 1
D7



G


E7

Am

Dm

Em

Rhy. Fig. 2



F

G(type2)

E7b9/G#

Am(type2)

E7(type2)

E7

End Rhy. Fig. 2

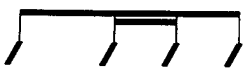


Am

Am/G#

C/G

D9/F#



All through the day, I, me, mine.

let ring

Double Time Shuffle Feel ♩=126

Fmaj7

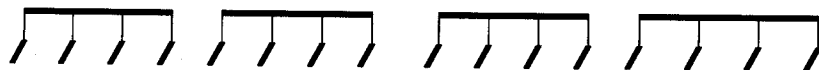
Gtrs. 1 tacet

A5

A6

A5

A6



I, me, me, mine.

Gtr. 3

P.M.

A5

A6

A7

N.C.

A5

A6

A5

A6

A5

A6

A5

A6

N.C.

I, me, me, mine.

P.M.

D5 D6 D5 D6 N.C. D7 N.C. A5 A6 A5 A6

I, I, me, me, mine. — I, I, me, me, mine..

7

P.M.

A5 A6 N.C. E5 E6 E5 E6 N.C. E

P.M.

Gtr. 3 tacet
w/ Rhy. Fig. 1 (2 times)

Verse

Am C D7

①
3fr.
G
Gtr. 2

Gtr. 2 tacet
E7

2. All — I can hear, — I, me, mine. — I, me mine. — I, me, mine..

Gtr. 2

Riff B
Gtr. 4

w/ Riff B (Gtr. 4)

Am C D7 G E7

E - ven those tears, I, me, mine. _ I, me, mine. _ I, me,

End Riff B

7 7 5 8 5 / 7 5

Am Dm Em F G

w/ Rhy. Fig. 2 and Riff A

mine. No one's fright - ened of play - ing it. Ev - 'ry-one's say - ing it,

E7b9/G#

Am

E7

1.

Am Am/G# C/G D9/F#

flow-ing more free - ly than wine. _ All through the day, _ I, me, mine. _

2.

Am

Am/G#

C/G

D9/F#

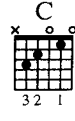
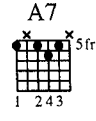
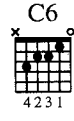
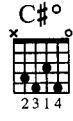
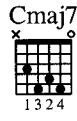

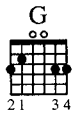
Fmaj7



All through your life, _ I, me, mine. _

Isn't It A Pity

By George Harrison



Intro

Slow Rock ♩=80

Gtr. 1 Acous. *mf*

G C#m7b5 Cmaj7

Gtr. 2 Acous. *mf*

let ring to form chords

Verse

G C#m7b5

Rhy. Fig. 1

1. Is-n't it — a pit - y?
2.,3. See Additional Lyrics


Rhy. Fig. 1a



Cmaj7


w/ Fill 2: 3rd time only (Gtr. 3)

G



Now, is-n't it a shame, -

how we break each oth-er's hearts, -



C#°


C6

w/ Fill 3: 3rd time only (Gtr. 3)

G




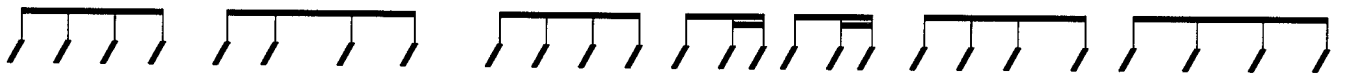
and cause each oth - er pain. -



w/ Fill 1: 2nd time only (Gtr. 2)*


A7

C



How we take each oth - er's love, -

without - think - ing an - y - more. -

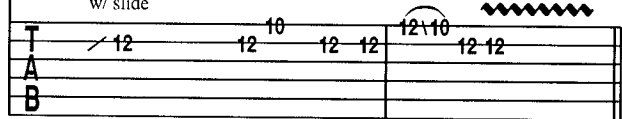


* See following page

Fill 2
Gtr. 3




w/ slide



Fill 3
Gtr. 3



w/ slide



w/ Fill 4: 3rd time only (Gtr. 3)

G C#°

for-get-ting to give back.

w/ Rhy. Figs. 1 & 1a,
Bars 9 - 16 (Gtrs. 1 & 2)
Interlude

To Coda ⊕ G

C6 G

Is - n't it a pit - y?

End Rhy. Fig. 1
End Rhy. Fig. 1a

A7 C G

Gtr. 3 *8va* *loco*

w/ slide

8va C#° C6

Fill 1
Gtr. 3

T
A
B

Fill 4
Gtr. 3

T
A
B

w/ Rhy. Fig. 1 & 1a, Bars 1 - 2(Gtrs. 1 & 2)

G C#m7b5

Is - n't it a pit - y?

8va ... loco

⊕ Coda

w/ Rhy. Figs. 1 & 1a, Bar 16 (Gtrs. 1 & 2)

G C#°

Gr. 3

C6 G

For - get - ting to give back,

8va ...

C#° C6 G

is - n't it a pit - y?

8va ... loco

C#° C

8va ...

G C#°

For-get-ting to — give back, ———

The guitar line consists of two staves. The top staff shows a melodic line with various ornaments and slurs. The bottom staff shows fretboard diagrams with fingerings: /12, 12 10, 12, 12 \ 10, 12 12.

C6 G

now is - n't it ——— a pit - y?

The guitar line shows a melodic line with a slur and a double bar line with repeat dots.

Gtr. 3 ad Lib. solo until fade
w/ Rhy. Figs. 1 & 1a,
Bars 13 - 16 (Gtrs. 1 & 2)

C#° C6 G *Repeat and Fade*

What a pit - y. What a pit - y.

The guitar line shows a melodic line with slurs and a double bar line with repeat dots.

Additional Lyrics

Verse 2

Some things take so long.
But how do I explain
When not too many people
Can see we're all the same.
And because of all their tears,
Their eyes can't hope to see
The beauty that surrounds them.
Isn't it a pity?

Verse 3

Isn't it a pity?
Now isn't it a shame?
How we break each other's hearts
And cause each other pain.
How we take each other's love
Without thinking anymore.
Forgetting to give back,
Isn't it a pity?

My Sweet Lord

By George Harrison

Chord diagrams for the following chords:

- F#m**: 134111
- B**: 1333
- E**: 231
- C#m**: 13421 (4fr)
- F°**: 2 3 4
- G#°**: 2 1314
- E7**: 2314
- C#7**: 1213 (4fr)
- C#**: 1213 (4fr)
- F#**: 134211
- G°**: 2 131
- A#°**: 2 131 (5fr)
- G#m**: 134111 (4fr)
- D#m**: 13421 (6fr)

Intro

Moderately ♩ = 120

Acous. Gtr. 1: F#m B F#m E C#m E (4 times)

Rhy. Fig. 1 End Rhy. Fig. 1 Rhy. Fig. 2

Gtr. 2 w/ slide: f 8va

C#m E F° G#°

8va

Gtr. 3 w/ slide

Gtr. 2

w/ Rhy. Fig. 1: 3 times (Gtr. 1)

Verse

F#m B F#m B F#m

End Rhy. Fig. 2

1. My _ sweet Lord, _ mmm, _ my _ Lord.

8va

B F#m B E

Mmm, my Lord. I real-ly want to

w/ Rhy. Fig. 2

Chorus

C#m E C#m E

see You. Real-ly want to be with You. Real-ly want to go with You. Real-ly want to know You. Real-ly want to

F° G#° F#m B

2nd time only: sing backups

see You Lord, but it takes so long my Lord. show You Lord, but it won't take long my Lord. Backups: (Hal - le - lu - jah.)

2. My sweet Lord, 3. My sweet Lord, jah.)

w/ Rhy. Fig. 1: 3 times (Gtr. 1)

Verse

F#m B F#m B

(Hal - le - lu jah.) Mmm, my Lord. (Hal - le - lu jah.) My sweet Lord

Chorus

F#m B E

(Hal - le - lu jah.) Real-ly want to see You. Real-ly want to

Bridge

E7 C#7

see You. Real-ly want to see You Lord. Real-ly want to

F# G° A#° G#m C# G#m

Rhy. Fig. 3 Rhy. Fig. 3 End Rhy. Fig. 3

see You Lord, but it takes so long, my Lord. (Hal - le - lu jah.) 4. My sweet Lord

w/ Rhy. Fig. 3: 3 times (Gtr. 1)

Verse

C# G#m C# G#m

(Hal - le - lu - Mmm, - my Lord, (Hal - le - lu - my, my, - my Lord.) jah.) jah.)

5. See Additional Lyrics for Verse and Backups

Chorus

C# F# D#m F#

Rhy. Fig. 4

(Hal - le - lu - jah.) I real-ly want to know You. (Hal - le - lu - jah.) Real-ly want to

D#m F# G° A#°

go with You. Real-ly want to show You Lord, - and it won't take long my - (Hal - le - lu - jah, all.)

w/ Rhy. Fig. 3: 3 times (Gtr. 1)

G#m C# G#m C# G#m

End Rhy. Fig. 4

Lord. Mmm, my sweet Lord. (Hal - le - lu - jah.) (Hal - le - lu - jah.)

To Coda ⊕

C# G#m C#

(Hal - le - lu - My, my Lord. (Hal - le - lu - jah.) jah.)

w/ Rhy. Fig. 4 (Gtr. 1)

Interlude

Gtr. 2 F# 8va D#m F# D#m

F# G° A#° G#m C#

Mmm, — my — Lord..

Gtr. 2 loco

Gtr. 3

w/ Rhy. Fig. 3

G#m C# D.S. al Coda G#m

(Ha - re Krish - na.) My, my - my Lord..

Coda

w/ Rhy. Fig. 3

C# Repeat and Fade G#m

(Krish - na, Krish - na.) My Lord..

Additional Lyrics

Verse

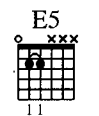
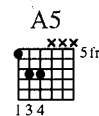
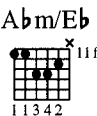
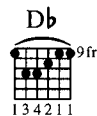
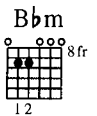
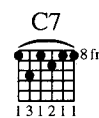
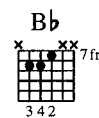
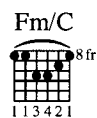
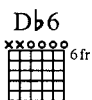
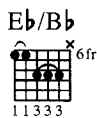
My Lord, my, my, my Lord.
 Ooh.
 Now I really want to see You. I really want to be with You.
 Really want to see You Lord, but it takes so long my Lord.
 My Lord, my, my, my Lord.
 My sweet Lord. My sweet Lord.

Backups

Hare Krishna. Hare Krishna.
 Krishna, Krishna.
 Hare, Hare.
 Hare, Rama.
 Hare, Rama.
 Ahh.
 Hallelujah. Hallelujah.
 Hare Krishna. Hare Krishna.

Piggies

By George Harrison



All instruments arr. for gtr.

Capo VI

Verse

Moderately ♩=102

Gtr. 1

Ab/Eb Eb/Bb Ab/Eb Eb/Bb

Rhy. Fig. 1

Ab/Eb Db6 Eb/Bb Db6

1. Have you seen — the lit-tle pig-gies

2., 3. See additional lyrics

Gtr. 2

Ab/Eb Db6 Eb/Bb Db6 Ab/Eb Db Eb/Bb Fm/C Bb

1.

To Coda ⊕

Fm/C Bb Eb/Bb Ab/Eb Eb/Bb Ab/Eb Eb/Bb

End. Rhy. Fig. 1

al - ways hav - ing dirt _ to play a - round in.

let ring - - - 4 let ring - - 4

9 8 9 6 4 6 8 9 6 8 8 9 11 14 13 11

10 8 10 7 5 6 8 10 8 8 8 10 12 12 13

6 3 4 5 11

2.

Ab/Eb Eb/Bb Ab/Eb C7 Bridge Bbm C7

In their sties with all their back-ing,

Sva.....

9 11 8 9 11 8 9 11 8 9 10 11 12 13 14 15 15 17

Db Ab/Eb Eb

they _ don't _ care what goes on _ a - round. _

Sva.....

16 18 18 16 17 11 12 13 12 13 13 11 14 11 14 13 11

Bbm C7 Db Eb

In their eyes - there's some-thing lack-ing. What they need's a damn good whack-ing.

w/ Rhy. Fig. 1

Interlude

Ab/Eb Db6 Eb/Bb Db6 Ab/Eb Db6 Db/Bb Db6 Ab/Eb Db6 Eb/Bb Fm/C Bb

8va

Fm/C Bb Eb/Bb Ab/Eb Eb/Bb Ab/Eb Eb/Bb *D.S. al Coda*

8va

⊕ **Coda**

Ab/Eb Db6 Eb/Bb Db6 Abm/Eb Eb6 Eb/Bb Db6 Abm/Eb Db6 Eb/Bb

w/o capo
slowly

B \flat E \flat /B \flat A5 E5

Spoken: One more time...

8va

let ring

Additional Lyrics

Verse 2

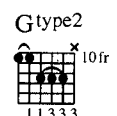
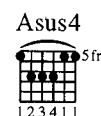
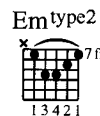
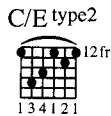
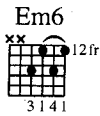
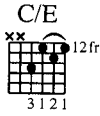
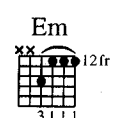
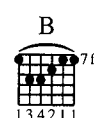
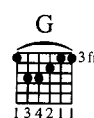
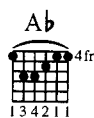
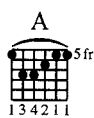
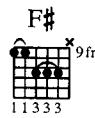
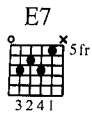
Have you seen the little piggies in the starched white shirts?
 You will find the bigger piggies stirring up the dirt,
 Always have clean shirts to play around in.

Verse 3

Everywhere there's lots of piggies living piggy lives.
 You can see them out for dinner with their piggie wives,
 Clutching forks and knives to eat their bacon.

Savoy Truffle

Words and Music by George Harrison



Verse

Moderate Rock ♩=116

N.C.(E) E7

N.C.(E7)

1. Cream _____ tan - ger -
2. Cool _____ cher - ry

Gtr. 1

f

full

(5) 3 4

E E7

Gtr. 1

F#

ine and mon - te - li - mar. _____ A gin - ger sling.
cream, nice ap - ple tart. _____ I feel your taste.

Gtr. 1 to slash

A Ab G

— with a pine - ap - ple heart. — Cof - fee des - sert, —
 — all the time . we're a - part. — Co - co - nut fudge.

B Chorus Em C/E

— yes you know it's good news. — } But you'll have to have them all pulled out
 — real - ly blows down those blues. — }

Gr. 2, 2nd time only

f

full 12 15 full 12 15

Em6 C/E Gtr. 2 tacet C/Etype2 G Bridge Emtype2

af - ter the Sa - voy truf - fle. — You might not feel it now, —
 know that what you eat you are, —

full 12 15 full 12 15 full 12 15

A Asus4 A G B Em type2

— when — the pain cuts through, — you're gon - na know and — how. The sweat is go - ing to fill your head. —
 — but what is sweet now — turns so sour. — We all know, "O - bla - di - bla - da,"

A Asus4 A G B

When it be - comes too much, _ you shout a - loud. _
 but can you show me _ where you are? _

Guitar Solo
E7

Gtr. 2
f
 full → full →

5 5 3 (4) 5 4 5 6 7

F# A Ab

full → full → full → 1/4

4 (4) 4 (4) 4 (4) 2 4 11 12 13 12 13 14 14 14

G B

But you'll

full → full

12 12 13 14 13 (13) 12 12 13 14 16 12 15

Chorus

Em C/E Em6 C/E C/Etype2 G

have to have them all pulled out af - ter the Sa-voy truf - fle. _ You

D.S. al Coda

⊕ Coda

Verse

E7



3. Cream . tan - ger-ine and mon-te - li - mar. _

F#



Ⓞ open



A gin-ger sling _ with a pine - ap-ple heart. _

G

B



Cof-fee des - sert, _ yes you know it's good news. _ Who. But you'll

Chorus

Em

C/E

Em6

C/E

C/Etype2 G



have to have them all pulled out af - ter the Sa-voy _ truf - fle. Yes you'll

Em

C/E

Em6

C/E

C/Etype2 Gtype2



have to have them all pulled out af - ter the Sa-voy truf - fle. _

Something

By George Harrison

Chord diagrams for various chords:

- F: 1333 (8fr)
- Eb: 43121 (3fr)
- G/D: 43211 (3fr)
- Am: 321 (12fr)
- Am/G#: 231 (12fr)
- Am/G: 132 (12fr)
- D9/F#: 132 (11fr)
- A: 111
- Amaj7: 213
- F#m: 3111
- F#m7/E: 11111
- D: 132
- G: 21 34
- A(type2): 321 (17fr)
- C: 321 (8fr)
- A(type3): 3211 (5fr)
- C(type2): 1333 (3fr)
- C7: 13141 (3fr)
- D7: 213

Intro
Slowly ♩=72

Verse

Gr. 2

⑤ 8fr. F F Eb G/D

let ring -----

Gr. 1

① 8fr. C

o

Gr. 1 tacet
Cmaj7

1. Some-thing in _ the way she moves _
2.,3. See Additional Lyrics

Gr. 1
mf

* Rhy. Fig. 1 (Gr. 2)
Gr. 2

let ring -----

T 10 12 (12) 10 11 12

A

B

* Consider Rhy. Fig. 1 a model for improvisation for 2nd & 3rd verses and gr. solo

C7 F F/E D7

at-tracts_ me like no oth - er lov - er. Some-thing in _ the way she _ woos _

let ring -----

let ring ----- let ring ----- let ring -----

9 5 10 10 10 1 1 2 1 2 2 1 2 2 1 2 2 1 2 2 0 2 0 2 1 2 2

9 5 9 5 9 10 10 10 9 2 2 0 2 0 2 1 2 2

9 8 8 8 9 8 8 8

G

G/B

Gtr. 1: tacet 2nd & 3rd times

Gtr. 2: w/fill 1 2nd time

Gtr. 1: tacet 3rd time

Am

Am/G#

Am/G

D9/F#

Gtr. 2



me. I don't want to leave her now. You know I believe, and how.

Gtr. 1

let ring

⑤

8fr.

End Rhy. Fig. 1 (Gtr. 2)

Gtr. 1 tacet
Bridge

F F Eb G/D A Amaj7

You're asking me, "Will my love

1/2

Fill 1
Gtr. 1

full

Fill 2
Gtr. 2

w/ Fill 2
A(type2)

F#m F#m7/E D G

grow? I don't know. I don't know.

A Amaj7 F#m7/E D G C

You stick a - round, and it may show. I don't know. I don't know.

w/ Rhy. Fig. 1

Guitar Solo

C Cmaj7 C7

12 14 12 14 12 14 12 (12) 14 12 14 12 / 15 13 13 (13)

F F/E D7 G G/B

15 (15) 13 13 / 14 13 13 10 9 8 8 2 2 (2) / 7 7 7 10 10 (10) 10 10 8 8 9 8 6 / 12 11 10

Am

Am/G#

Am7/G

D9/F#

5
8fr.

F F

D.S. al Coda

E \flat G/D

let ring

7 (7) (7) (7) 5 7 (7) (7) (7) (7) 5 7 (7) (7) 5 / 9 8 10 10 8 10 8 10 12 12 10 11 12

⊕ Coda

⑧ 8fr. F F Eb G/D w/ Fill 3 (Gtr. 3) A(type3) ⑧ 8fr. F F Eb G/D C(type2)

Fill 3
Gtr. 3

8va -----

mf

3

16 15 14

T
A
B

Additional Lyrics

Verse 2

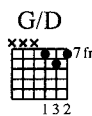
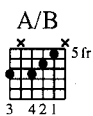
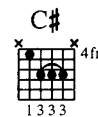
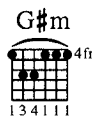
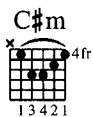
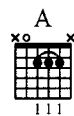
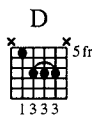
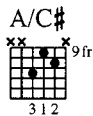
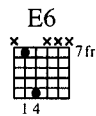
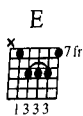
Somewhere in her smile she knows that I don't need no other lover.
 Something in her style that shows me.
 I don't want to leave her now.
 You know I believe and how.

Verse 3

Something in the way she knows and all I have to do is think of her.
 Something in the things she shows me.
 I don't want to leave her now.
 You know I believe and how.

This Song

by George Harrison



Intro

Moderately Fast ♩=132

Gr. 1

f Rhy. Fig. 1

E E6 E E6 E E6 E E6 E E6 E E6 E E6 E E6 E

End Rhy. Fig. 1

Rhy. Fig. 2

E6 E E6 E E6 E E6 E E6 E E6 E E6 E E6 E E6 E

E6 E E6 E E6 E E6 E E6 E A/C#

End. Rhy. Fig. 2

1. This

Verse

E D A B

Rhy. Fig. 3

song — has noth-in' trick - y a - bout — it. This

2.,3. See Additional Lyrics

A D F#m C#m

song ain't black or white. and as far as I know, ___ don't in-fringe on an - y-one's cop -

F# A/B E D

y - right so... This song, we'll _ let be. -

G#m C# F#m

— This song _ is _ in E. _ This song _ is _ for _ you. -

To Coda ⊕

E E6 E E6 E E6 E E6 E E6 E A/C#

End Rhy. Fig. 3

and...

w/ Rhy. Fig. 3 (Gtr. 1)
Saxophone Solo

E D A B

This

A D F#m C#m

F# A/B E D

G#m C# F#m D.C. al Coda E

Coda
w/ Rhy. Fig. 2 (Gtr. 1)

E6 E E6 E E6 E E6 E E6 E E6 E E6 E

E6 E E6 E E6 E E6 E E6 E A/C#

Oooh. _____

w/ Rhy. Fig. 3 (Gtr. 1)
Guitar Solo

E D A B

Do _ mm

A D F#m C#m

do, do, _ do, _ do. _

F#

A/C# E D

But this song could well be

let ring-----
full 13 full 14 (13) 11 11

G#m C# F#m

a rea - son to see that with-out you, there's no point

w/ Rhy. Fig. 1 (Gtr. 1)

E E6 E E6 E E6 E E6 E E6 E

to this song.

w/ Rhy. Fig. 1, Bars 1 - 3 (Gtr. 1)

E6 E E6 E E6 E E6 E E6 E

Repeat and Fade
G/D E6 E

Additional Lyrics

Verse 2

This tune has nothing bright about it.
 This tune ain't bad or good
 And come ever what may,
 My expert tells me it's okay.
 As this song came to me
 Quite unknowingly,
 This song could be you, could be...
Spoken: "Sugar Pie Honey Bunch." No. Sounds more like "Rescue Me."

Verse 3

This riff ain't trying to win gold medals.
 This riff ain't hip or square,
 Well done or rare,
 May end up one more weight to bear.
 But this song could well be
 A reason to see that
 Without you there's no point to this song.

Wah Wah

By George Harrison



Gtr. 3 open E tuning

- ④ = E ① = E
- ⑤ = A ② = B
- ⑥ = E ③ = G#

Intro

Rhy. Fig. 1 Moderate Rock ♩=96

Gtr. 1

E N.C. E N.C. E

let ring ----- let ring -----

End Rhy. Fig. 1

w/ Rhy. Fig. 1 (Gtr. 1)

Rhy. Fig. 1a

Gtr. 2

w/ Rhy. Figs. 1 & 1a (Gtrs. 1 & 2)

End Rhy. Fig. 1a

3 times

N.C. E N.C.

w/ wah effect

let ring ----- let ring -----

Verse
E

1. You've giv - en me a
Backups: (Wah wah. _____)
2.,3. See Additional Lyrics

Gtr. 1 Rhy. Fig. 2

let ring -----

Gtr. 2 Rhy. Fig. 2a

let ring -----

let ring to form chords throughout

F#7 F#m

wah wah and I'm think - ing of _____

B7 F#m7

you — all the things that —

let ring

10 11 11 10 11 11 10 11 12 | 10 11 12 10 11

2 4 4 4 2 4/6 4 6 4 6 4 | 4 4 2 4 4 6 4 6 4 4 6 4

B7 D7

we — used to do. — (Wah wah. —)

let ring

let ring

(11) 10 11 10 11 11 11 11 11 | 14 13 14 13 14 14 14 13 13

2 4 4 4 4 6 4 6 4 | 5 5 7 5 5 5 7 5

Sva

D7#11

(Wah wah.

8va

let ring

14 13 14 13 14 14 14 13 13 16 13 16 13 16 16 16 13 16

5 5 7 5 5 5 7 5 5 5 7 5

3rd Time: To Coda ⊕

w/ Rhy. Figs. 1 & 1a: 2 times (Gtrs. 1 & 2)

E

8

8va

End Rhy. Fig. 2

let ring

(16) 13 14 16 13 16 13 16 16 13 14

End Rhy. Fig. 2a

8

5 5 7 5 5 7 7 5

Bridge

w/ Rhy. Figs. 1 & 1a (Gtrs. 1 & 2)

A

E

Gtr. 1



Rhy. Fig. 3

End Rhy. Fig. 3

Riff A

Gtr. 2

End Riff A

Gtr. 3

w/ Rhy. Fig. 3 & Riff A (Gtrs. 1 & 2)

A

w/ Rhy. Figs. 1 & 1a (Gtrs. 1 & 2)

E

w/ Rhy. Fig. 3 & Riff A (Gtrs. 1 & 2)

A

w/ Rhy. Figs. 1 & 1a (Gtrs. 1 & 2)

E

Oh, _____ you don't see me cry-in'.

w/ Rhy. Fig. 3 & Riff A (Gtrs. 1 & 2)

A

w/ Rhy. Figs. 1 & 1a: Bar 1 only (Gtrs. 1 & 2)

E

Oh, _____ you don't hear me sigh-in'.

Gr. 1 **B**
 Rhy. Fig. 4 End Rhy. Fig. 4

Gr. 3
 let ring 1

Rhy. Fig. 4a
 Gr. 2 End Rhy. Fig. 4a

⊕ Coda

w/ Rhy. Figs. 1 & 1a (Gtrs. 1 & 2)

w/ Rhy. Figs. 1 & 1a: Bar 1 only (Gtrs. 1 & 2)

Guitar Solo

Gr. 3 **E**

w/ Rhy. Figs. 2 & 2a (Gtrs. 1 & 2)

G#7 **F#7**

F#m **B7** **F#m** *Sva*.....

B7 *8va* D7 *loco*

(10) 14/16 16 14/12 10 10 7 5/7 7 5 7 6 10 12 10 10

D7#11 w/ Rhy. Figs. 1 & 1a: 2 times (Gtrs. 1 & 2)
E

11 12 10 10 10 12 10/11 12 10 10 9 10 9/10 9/10 9 10/9 8/9 9 7

9 12 9 12 12 14 12 10/12 10 11/12 14 12 12 12 13 13 14 15 16 16 12 12 12 13 13 14 15 16 16

w/ Rhy. Fig. 3 & Riff A (Gtrs. 1 & 2)

w/ Rhy. Figs. 1 & 1a (Gtrs. 1 & 2)

Bridge

A E

17 17 17 12 10/12 10/12 10/12 10/12 8

w/ Rhy. Fig. 3 & Riff A (Gtrs. 1 & 2)

w/ Rhys. 1 & 1a (Gtrs. 1 & 2)

A E

13 10/12 10/12 14 12 12 12 12 12 (12)

Oh, _____

w/ Rhy. Fig. 3 & Riff A (Gtrs. 1 & 2)

w/ Rhy. Figs. 1 & 1a (Gtrs. 1 & 2)

A **E**

you don't. see me cry-in'. An - y - way, —

8va

17 17 17 17 17 17 10/12 12 14\12 12 12 12 12

let ring — — — —

w/ Rhy. Fig. 3 & Riff A (Gtrs. 1 & 2)

w/ Rhy. Figs. 1 & 1a: Bar 1 only (Gtrs. 1 & 2)

A **E** **B**

you don't. hear me sigh-in', no, — no, no — no, no. —

8va

17 17 17 17 17 17 12 12 12 12 12 12 9/7 7 7 7 7

w/ Rhy. Figs. 1 & 1a: Bar 1 w/ Rhy. Figs. 2 & 2a (Gtrs. 1 & 2)

Verse

E **G#7** **F#7**

(Wah wah. —————) I don't need. your wah wah. (Wah wah.)

7 7 7 7 9 12 12 12

Fm **B7**

And, I know — how sweet — life can be. —

8va

14 12 14 12 14 12 14\13 12 14

F#m B7 D7

Well, I'll keep my - self free. Oh, wah wah.

8va -----, loco

14 14 14 14 16 10 14 12 14 12 14 12

D7#11 E

I don't need your wah wah. (Wah wah.)

w/ Figs. 1 & 1a: 8 times (Gtrs. 1 & 2)

(Wah wah.)

(Wah wah.)

8va ----- loco

let ring ----- 4

12 12 12 14 12 12 12 12 16 14 12 14 12

(Wah wah.) (Wah wah.)

12 12 11/12 11/12 11/12 14 12 12 12 12 11/12 11/12 11/12

First system of musical notation. It consists of three staves: a guitar chord staff at the top, a vocal line in the middle, and a guitar tablature staff at the bottom. The key signature has three sharps (F#, C#, G#). The vocal line includes the lyrics "(Wah wah. _____)". The tablature shows various fret numbers such as (12), 12, 14, 12, 12, 12, 14, 12, 12, 11/12, 14, 12, 12, and 11/12.

Second system of musical notation. It consists of three staves: a guitar chord staff at the top, a vocal line in the middle, and a guitar tablature staff at the bottom. The key signature has three sharps. The vocal line includes the lyrics "(Wah wah. _____)" and "(Wah wah. _____)". The tablature shows various fret numbers such as 11/12, 11/12, 12, 12, 12, 12/14, 12, 11/12, 11/12, 11/12, 12, 12, 12/14, 12, and 12.

Third system of musical notation. It consists of three staves: a guitar chord staff at the top, a vocal line in the middle, and a guitar tablature staff at the bottom. The key signature has three sharps. The vocal line includes the lyrics "(Wah wah. _____)". The system concludes with the word "Fade" and the instruction "w/ Rhy. Figs. 1 & 1a". The tablature shows various fret numbers such as 12, 12, 12, 11/12, 11/12, 12, 12, 12/14, 12, 12, 11/12, 12, 12, 12, 11/12, 11/12, and 12.

Additional Lyrics

Verse 2

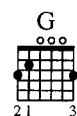
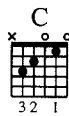
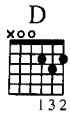
Wah wah.
 You made me such a big star.
 Being there at the right time
 Cheaper than a dime.
 Wah wah. You've given me a
 Wah wah. Wah wah.

Verse 3

Wah wah.
 I don't need no wah wah.
 And I know how sweet life can be
 If I keep myself free.
 Wah wah.
 I don't need no wah wah.

Wake Up My Love

By George Harrison



Intro

Moderate Rock ♩=136

Gtr. 2 Piano Arr. for Gtr.

⑤
5fr
D

⑤
3fr
C

Gtr. 1 Synth. Arr. for Gtr.

Rhy. Fig. 1

f

w/ Rhy. Fig. 1, 2 times (Gtr. 1)

⑤
5fr
D

⑤
3fr
C

End Rhy. Fig. 1 Riff A

Gtr. 3

mf

w/ Riff A (Gtr. 3)

⑤
5fr
D

⑤
3fr
C

End Riff A Riff B

Gtr. 4


mf

w/ Rhy. Fig. 1 (Gtr. 1)
 Verse
 N.C.(D)

(C)



1. Here I _____ go a-gain. _____ Feel that knock-ing, won't You let _
 3. See Additional Lyrics





w/ Rhy. Fig. 1: Bars 1 - 3 (Gtr. 1)
 (D)

(C)



me in? _____ On-ly want _ that same old thing, _ this is me _ here ring, _



Fill 1
 Gtr. 5 w/ slide

Gtr. 4 w/ slide

T	17	13	15	13	15	(15)
A	5	2	7	4	2	(4)
B						

Fill 3
 Gtr. 5 w/ slide

Gtr. 4 w/ slide

T	17	13	15	12	19	
A	5	2	9	5	12	
B						

Sva

1st time: w/ Fill 1 (Gtrs. 4 & 5)
 2nd time: w/ Fill 3 (Gtrs. 4 & 5)

Chorus

Am D G

Grtr. 2

— ring, ring. I want Your love. Wake up my — love, and let it in.

End Riff C Riff D

5 4 2 5 3 2 | 0 3 2 3 | 0 2 4 0 | 5 5 2 5

w/ Rhy. Fill 1 (Gtr. 1)

w/ Rhy. Fig. 1 (Gtr. 1) & Riff C (Gtr. 4)

Verse

N.C.(D)

(C)

D G

2. Well You know _ it's me _ out here. _ Can't give up now, let us make.

4. See Additional Lyrics

End Riff D

3 5 5

w/ Rhy. Fig. 1: Bars 1 - 3 (Gtr. 1)

(D)

(C)

— that clear. _ All I've had's _ the run - a - round, _ though I'm bark - ing like _

Rhy. Fill 1
 Gtr. 1

T 7 7 7
 A 8 8 8
 B

w/ Fill 1 (Gtrs. 4 & 5)
Chorus

To Coda ⊕ Am

Gr. 2

Am D G

— some hound. Don't want Your love. Wake up, my — love, and let it in.

Gr. 3 Riff E

w/ Fill 2 (Gtrs. 4 & 5)

Am

D

G

Am D G

I want Your love. Wake up, my love, and let it in.

w/ Rhy. Fig. 1 (Gtr. 1)

Interlude

⑤

5fr

D

w/ Rhy. Fill 1 (Gtr. 1)

D

G

P.M.

End Riff E

Fill 2
 Gtr. 5 w/ slide
 Gtr. 4 w/ slide

⑤
3fr
C


w/ Rhy. Fig. 1, 2 times (Gtr. 1)
& w/ Riff A, 2 times (Gtr. 3)
& w/ Riff B, 2 times (Gtr. 4)
(D)

(C)



w/ Rhy. Fig. 1: Bars 1 - 3 (Gtr. 1)
(D)

(C)



w/ Riff D (Gtr. 3) & Fill 1 (Gtrs. 4 & 5)

w/ Rhy. Fill 1 (Gtr. 1)

D.S. al Coda

Guitar Solo

Am

D

G


D

G

Gtr. 2



Gtr. 6



⊕ **Coda**

w/ Riff E: Bars 1 - 4 (Gtr. 3)

Chorus

Am


D

G

Gtr. 2



love. Wake up, my ___ love, and let it in. ___ I want Your



w/ Riff E (Gtr. 3)

Am

D

G



love. _ Wake up, my - love, and let it in. _ Wake up, my _

Fretboard diagrams:
 Box 1: 17-13 / 5-2
 Box 2: 15-12 / 9-5
 Box 3: 19-17-15 / 12-11-7 / 10-4
 Box 4: (10) / (4)

Am

D

G

w/ Rhy. Fill 1 (Gtr. 1)

D G



_ love. Wake up, my love, _ and let it in. _

Fretboard diagrams:
 Box 1: 15-12 / 9-5
 Box 2: 15-12 / 9-5
 Box 3: 22 / 12

8va.....

w/ Riff A: 3 times (Gtr. 3)
& Rhy. Fig. 1: 4 times (Gtr. 1)

Verse

N.C.(D)

5. Oh, _ I need _ it Lord. _ Oh, I need _ You more. _

(C)

(D) There's this emp - ti - ness _ out - side. You know Lord, it's ris - ing wide. _

(C)

(D) (C)

I get tired of wrong _ and right. _ You can see _ I need _ Your light. _____

w/ Riff C: Bars 1 - 7 (Gtr. 4)

(D) (C)

And that's me knock-ing on Your door. ____ And it's You I'm look - ing for. _____

w/ Rhy. Fig. 1: Bars 1 - 3 (Gtr. 1)

(D) (C)

Oh, Lord. _____ Oh, Lord. _____

Gtr. 5 w/ slide

Gtr. 4 w/ slide

19
2

w/ Riff E: Bars 1 - 4: 3 times (Gtr. 3)

Chorus

Am D G

Wake up, my ___ love, and let it in. ____ I want to

17 13 13 10 13 15 (15)
5 2 5 2 2 4 (4)

Am D G

love. _ Wake up, my love. _ I need You. I want to

17 13 13 10 10 (10) 8 15 12 (12)
5 2 5 2 7 (7)

Am D G Fade

love. _ Wake up, my love. _ I real-ly need it.

17 13 13 15 (15) 10 15 12
5 2 5 9 12 11/12/11 7 4 5 2 9 7

Additional Lyrics

Verse 3


My life's been so many ways.
 Too much darkness gets me crazed.
 All around us people fight.
 Christ, I'm looking for some light.
 Inside Your love.

Verse 4

I don't have no friends of mine
 Who can swing me down that vine.
 Not much sense in what I do.
 That is why I'm calling You. (Inside my...)

What Is Life

By George Harrison



Intro

Fast Rock ♩=138

Riff A
Gtr. 1

N.C.

f

End Riff A

T
A
B

2 1 4 2 1 4 2 0 0 0 2 2 1 4 2 1 4 2 0 0 2 4 2

w/ Riff A, 2 times (Gtr. 1)

EIV B A B

Gtr. 2

mf Rhy. Fig. 1

End Rhy. Fig. 1

w/ Rhy. Fig. 1 (Gtr. 2) 3 times
E IV B A B

Gtr. 2 tacet

Verse

D A/C# B E

Gtr. 2 Rhy. Fig. 2

Gtr. 3 Acous. Rhy. Fig. 3

End Rhy. Fig. 2

1.,3. What I feel, _____ I can't say..

2. See Additional Lyrics

Riff B
Gtr. 1

End Riff B Riff C

5 4 2 2 2 2 2 2 2 4 2 3 4

w/ Fill 1: 3rd time (Gtr. 2)

B C# F#m

but my love ___ is there for you an - y time ___ of day..

w/ Rhy. Fill 1 (Gtr. 2)

G D

w/ Rhy. Fig. 3 & Riff C (Gtrs. 1 & 3)
w/ Rhy. Fig. 3, Riff C & Fill 2: 3rd time (Gtrs. 1, 2 & 3)
EIV

End Rhy. Fig. 3

But if it's not love, ___ that you need, ..

End Riff C

w/ Fill 3: 3rd time (Gtr. 2)

B C# F#m II

then I'll try ___ my best ___ to make ev - 'ry - thing ___ suc - ceed..

Fill 1
Gtr. 2

8va -----

w/ slide

Fill 2
Gtr. 2

8va -----

w/ slide

Chorus

G D EIV B A B

And tell me, — what — is — my life, — with-out your love?
 Backups: (And tell me, — what is — my life, — with-out your

EIV B A B EIV B

love? —) And tell me, who — am I —
 (Tell me, who — am I — am

A B EIV B A B

I with - out you — by my side? —
 with - out you — by my side? —

1. | 2., 3. To Coda ⊕

Gtr. 3 D A/C# B A/C# B

Rhy. Fig. 4 End Rhy. Fig. 4

2. What I know — Tell me, —
 End Riff D

Riff D Gtr. 1

5 5 5 | 5 4 2 | 5 4 2

Chorus

EIV B A B EIV B

what — is — my life, — with - out your love? —
 what is — my life, — with - out your love? —

A B EIV B A B EIV B

) Tell me, who — am I — with-out you —
 (Tell me, who — am I — with-out you —

w/ Rhy. Fig. 2 & Riff B (Gtrs. 1 & 2)

A

D

A/C#

B

by my side?
by my side?)

Coda

w/ Rhy. Fig. 1: 4 times (Gtr. 1) & w/ Riff A: 2 times (Gtr. 2)

Chorus

what is my life, with - out your love?
what is my life, with - out your love?

Tell me, who am I with-out you
(Tell me, who am I with-out you

Repeat and Fade

w/ Rhy. Fig. 4 & Riff D (Gtrs. 1 & 3)

A II

B

D

A/C#

B

by my side?
by my side?)

Tell me, —

5 4 2

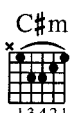
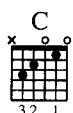
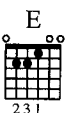
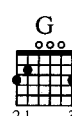
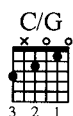
Additional Lyrics

Verse 2

What I know
I can do.
If I give my love, now,
To everyone like you,
But if it's not love
That you need,
Then I'll try my best to make
Everything succeed.

While My Guitar Gently Weeps

By George Harrison



Intro
Moderate Rock ♩=112

Gtr. 1
Acous.
mf

Am C/G D9/F# F

Am G D E

1. I look

Gtr. 2
mf

T
A
B

0 2 (2) 4 4 P.M.
2 2 4

Verse

Am

C/G

D9/F#

F

Rhy. Fig. 1

at you all, see the love there that's sleep - ing,

Rhy. Fig. 2

let ring ----- 4
0 1

let ring ----- 4
0 1

let ring ----- 4
0 0

0 2 0 2 0 2 3 0 2 1 2 2 2 2 0

Am

G

w/ Fill 1 (Gtr. 3)

D

E

while my gui - tar gen - tly weeps. I look.

let ring ----- 4
0 0

2 2 2 0 0 2 2 0 (2) 0 0

Am

C/G

D9/F#

F

at the floor and I see it needs sweep - ing,

let ring ----- 4
0

let ring ----- 4
0

0 2 2 2 2 2 3 2 0 0 2 2 2 2 2

Fill 1
Gtr. 3

f

hold bend
1 1/2

T									
A	14	14	14 (14)	13	13	14	13	14	12
B									

Am G C E

w/ Fill 2 (Gtr. 3)

still my gui-tar — gen - tly weeps. —

let ring -----

End Rhy. Fig. 1

End Rhy. Fig. 2

Detailed description: This system contains the first part of the guitar accompaniment. It features a melody line in treble clef with lyrics: "still my gui-tar — gen - tly weeps. —". Below the melody is a guitar tablature line with fret numbers: 2 2 2 | 0 2 0 2 2 (2) | 0. Above the melody, there are guitar chords: Am, G, C, and E. A wavy line indicates a "let ring" effect. The system is labeled "w/ Fill 2 (Gtr. 3)" and includes "End Rhy. Fig. 1" and "End Rhy. Fig. 2" markers.

2nd time: w/ Fill 5 (Gtr. 3)

Bridge

A C#m F#m C#m

1. I don't know why — no - bod - y told — you,

2. I don't know why — you — were di - vert - ed.

let ring -----

Detailed description: This system contains the second part of the guitar accompaniment, labeled "2nd time: w/ Fill 5 (Gtr. 3)". It features a melody line in treble clef with two versions of lyrics: "1. I don't know why — no - bod - y told — you," and "2. I don't know why — you — were di - vert - ed." Above the melody are guitar chords: A, C#m, F#m, and C#m. Below the melody is a guitar tablature line with fret numbers: 2 2 2 0 2 | 2 4 6 4 6 | 2 4 2 4 4 | 6 6 5 6 5 5. A wavy line indicates a "let ring" effect. The system includes "End Rhy. Fig. 1" and "End Rhy. Fig. 2" markers.

Fill 2

Gtr. 3

full gradual bend full full 1/2

Detailed description: This block shows a detailed guitar tablature for "Fill 2" for guitar 3. It is in 4/4 time. The tablature shows fret numbers on strings T, A, and B: 7, (7), 7, 5, 8, 7, (7), 5, (5). Above the strings, there are wavy lines representing bends, labeled "full", "gradual bend", "full", "full", and "1/2".

Fill 5

Gtr. 3

8va

full

Detailed description: This block shows a detailed guitar tablature for "Fill 5" for guitar 3. It is in 4/4 time. The tablature shows fret numbers on strings T, A, and B: 20. Above the strings, there is a wavy line representing a bend, labeled "full" and "8va".

2nd time: Play Fill 6 (Gtr. 2)

Bm

E

how _ to un - fold _____ your love. _
 you _ were per - vert - ed, too. _

let ring ----- | let ring -----

4 3 2 4 4 4 2 3 4 0 9 7 4 4 2 0 2

1 / 9 7 4 2 1 2

0

A

C#m

F#m

C#m

I don't know how _____ some - one con - trolled you.
 I don't know how _____ you _ were in - vert - ed.

let ring ----- | let ring ----- | let ring ----- | let ring -----

2 2 2 0 2 5 6 5 6 5 6 5 2 2 2 2 6 5 6 4 5 6

Fill 6
Gtr. 2

T 0 0 0 4 4 4 0

A 2 1 1 2 2 / 4 4 2

B

Fill 7
Gtr. 2

let ring -----

T 0 0 12 12 12

A 2 0 0 12 13 13/14 14 12

B

Bm E

They bought and sold _____ you. I look _____
 No one a - lert - ed _____ you. I look _____

let ring ----- 4 let ring ----- 4 let ring ----- 4

3 4 0 2 2 0 0 0 12 12 12 12 12 12 13 11 9 11

w/ Rhy. Figs. 1 & 2 (Gtrs. 1 & 2)

Verse

Am C/G D9/F# F

_____ 2. at _____ the world _____ and _____ I no - tice _____ it's turn - ing, }
 _____ 3. at _____ you all, _____ see _____ the love _____ there _____ that's sleep - ing, }

1st time: w/ Fill 3 (Gtr. 3)
 2nd time: w/ Fill 8 (Gtr. 3)

Am G D E

while my gui - tar _____ gen - tly weeps. _____ } For

Am C/G D9/F# F

ev - 'ry _____ mis - take, _____ } we must sure - ly _____ be learn - ing,
 Look at _____ you all; _____ }

Fill 3
Gtr. 3

full 1/4

T 7 5 5 10 6 10 (10)
 A
 B

Fill 8
Gtr. 3

1 1/2 1 1/2

T 12 14 14 14 (14) 13 14 14 14 12 14 12 10 (10)
 A
 B

1st time: w/ Fill 4 (Gtr. 3)
 2nd time: w/ Fill 9 (Gtr. 3)

To Coda ⊕

Am G C E

still my guitar gently weeps. Ah, ah.

w/ Rhy. Figs. 1 & 2 (Gtrs. 1 & 2)

Guitar Solo

Am C/G D9/F# F

Gtr. 3

f

Am G D E

Am C/G D9/F# F

8va

Am G C E

8va

D.S. al Coda

Fill 4
Gtr. 3

Fill 9
Gtr. 3

⊕ Coda

w/ Rhy. Figs. 1 & 2 (Gtrs. 1 & 2)

Am C/G D9/F# F

weeps. _____ Oh, oh, oh, oh, oh,

Gtr. 3

full full full full full full full full

(7) 7 (7) 7 7 7 7 7 7

Am G D E

oh. _____ Oh. _____

full full full full full

(7) 7 (5) 6 6 7 (7) 5 5 5 5 8 1/4 8 5 5 7 (7)

Am C/G D9/F# F

Oh. Oh. Oh. Oh. Oh. Oh. Oh.

full full full full full

5 5 7 5 (5) 5 5 17 17 (17) 17 (17)

Am G C E

8va

full full full 1/4

17 (17) (17) (14) 14 17 16 14 14 14 17 17 17 17 19 19 17 17 20 19 (19) 17

w/ bars 9 - 16 of Rhy. Figs. 1 & 2 (Gtrs. 1 & 2)

Am C/G D9/F# F

Oh, Oh. Oh. Oh.

loco

8va

full 20 full 20 full 20 full 20 full 20

19 (0)

Am G C E

Oh. Oh.

8va

loco

full 20 full 20 full (20) (20) (20) full 19 full 19 let ring 20 17 20 full 19 19 17 17 20 full 19 (19) 17 19 17 19 19

w/ bars 1 - 8 Rhy. Figs. 1 & 2 (Gtrs. 1 & 2)

Am C/G D9/F# F

Yeah, yeah, yeah, yeah, yeah, yeah, yeah, yeah, oh.

full 7 full 5 8 full (7) full 7

0 2 2 2 2 5 5 5 7 7 5 7 5 8 7 (7) 5 7

Am G D E


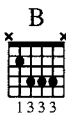
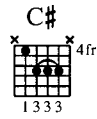
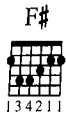
Whooh, whooh. Whooh, ooh.

Fade

full (7) 5 8 full (7) 5 7 7/9 7 5 7 7 5 7 full 8 full 8 (8)

You

By George Harrison



Intro

Moderately Fast ♩=136

Rhy. Fig. 1 (Gtr. 2)

End Rhy. Fig. 1

Gtr. 2 (Acous.) *f*

F# C# B C#

Gtr. 1 (Clean)

Riff A (Gtr. 1)

End Riff A

2 1 4 3 4 1 4 1 2 3 6 3 4 2 1 4

w/ Rhy. Fig. 1 & Riff A for 7 bars (Gtrs. 1 & 2)

Verse

F# A#m B C#

1.,3. I, ___ I, ___
2. You, ___ you, ___

F#

A#m

B

C#

Gtr. 2

Rhy. Fig. 3

love, _ and I, _
love, _ and you, _

Rhy. Fig. 2

Gtr. 1

3 4

End. Rhy. Fig. 3

_____ and I _____ I love _____ you...
 _____ yes you, _____ you love _____ me..

End. Rhy. Fig. 2

P.M.----- P.M.----- P.M.-----

6 6 6 6 6 6 6 6	6 6 6 6 6 6 6 6	6 7 7 6 6 7 7	6 6 7 7 6 6 7 7
4 4 4 4 4 4 4 4	4 4 4 4 4 4 4 4	4 4 4 4 4 4 4 4	4 4 4 4 4 4 4 4
6 6 6 6 6 6 6 6	6 6 6 6 6 6 6 6	6 6 6 6 6 6 6 6	6 6 6 6 6 6 6 6
4 4 4 4 4 4 4 4	4 4 4 4 4 4 4 4	4 4 4 4 4 4 4 4	4 4 4 4 4 4 4 4

w/ Rhy. Fig. 1 & Riff A, 2 times (Gtrs. 1 & 2)

Chorus

_____ Oh you, _____ you...
 _____ Yeah you _____ you..

To Coda ⊕

_____ Yeah, you. _____
 _____ Yeah, you. _____

Bridge

And when I'm hold - ing you, oh, - what a feel - in'.

End Rhy. Fig. 4

Seems so good _ to be true _ that I'm tell - ing you all _ that I must _ be dream - in'.

w/ Rhy. Fig. 1 & Riff A for 7 bars (Gtrs. 1 & 2)

Saxophone Solo

F# A#m B C#

F# A#m B# C#

w/ Rhy. Figs. 2 & 3 (Gtrs. 1 & 2)

And I, _____

and I, _____ I love _____ you.

w/ Rhy. Fig. 1 (Gtr. 2) & Riff A for 7 bars (Gtr. 1)

Chorus

F# A#m B C#

Oh, you. _____ Oh _____

F# A#m B C#

you. _____ Yeah, _ you. _____

Gtr. 1

9 4

Gtr. 2 tacet

N.C.

2 4/6 4 6 4 | 2 4/6 4 6 2 | 4/6 4 6 4 | 2 4/6 4 6 4

w/ Rhy. Fig. 4 (Gtr. 2)

w/ Rhy. Fig. 4 for bars 2 - 8 (Gtr. 1)

Bridge

E B A#m

And when I'm hold - ing you, oh, — what a feel - in'.

7 7 7 7

D.S. al Coda

E B A#m G#m C#

Seems so good — to be true, — that I'm tell - ing you all — that I must — be dream - in'. I —

⊕ Coda

w/ Rhy. Fig 1 & Riff A, 3 times

F# A#m B

you. Oh. _____

C# F# A#m B

You know that I love — you. Oh. _____ Oh. .

C# F# A#m B

I love — you.

Backups: (You know that I love — you.)

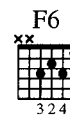
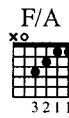
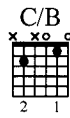
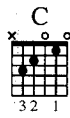
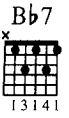
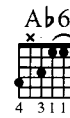
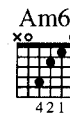
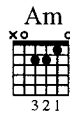
w/ Rhy. Fig. 1 & Riff A for 3 bars

Fade

C# F# A#m B

When We Was Fab

Words and Music by Jeff Lynne and George Harrison

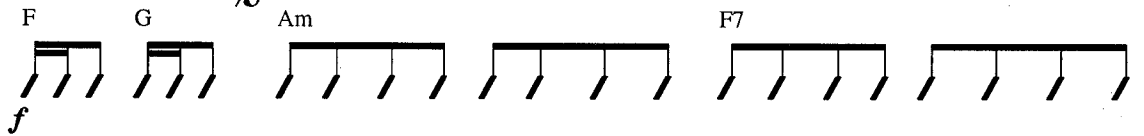


Intro

Moderate Rock ♩=92

Verse

Gtr. 1



One, two...


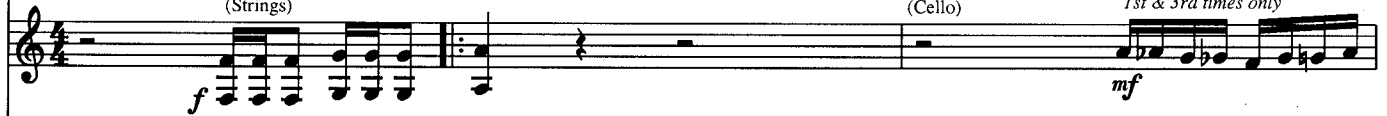
1. Back then, long time a-go, when grass was green,
2.,3. See Additional Lyrics

Gtr. 2 *

(Strings)

(Cello)

1st & 3rd times only




* All instruments on this staff arr. for gtr.

Am

B

C/E



Substitute w/ Fill 1: 2nd time (Gtr. 3)
 Substitute w/ Fill 4: 3rd time (Gtr. 3)

Chorus
 Bb7

Am6

A \flat 6



Fab, doot, doot, doot, long time a-go, when we was
Backups: (Doo.)

Gtr. 3 *mf* (Piano) Gtr. 3 *8va*
 Gtr. 2 *mf*

let ring ----- let ring -----
 8 10 9 10 6 5 6 | 12 12 12 12 12 12 12 13 10 | 12 12 12 12 12 13 10 | 13 13
 4 4 10 6 5 6

To Coda ⊕

C

C/B

B \flat 7

F

1.

C



fab. { 1. Fab, back when in - come tax was all we had.
 2. (Ah. _____) You're my world. You're are my on - (Ah.)

(Piano) (Cello)

10 10 10 10 10 12 13
 3 2 1

Fill 1 Gtr. 3 *8va*
 let ring ----- let ring -----
 T 12 13 13 13
 A 14 14 13 15
 B

Fill 1 Gtr. 3
 let ring ----- let ring -----
 T 8 9 10 12
 A 10 9 10 12
 B

Chords: F G C | 2. C F/A Dm

ly love. (Ah.) (Though I am, ooh.) And while you're in this world,

(Strings) *f* *p* Gtr. 2 *8va*

9 9 9 5 5 5 | 1 1 1 9 9 9 | 8 10 10 | 10 10 10

w/ Fill 2 (Gtr. 3)

Chords: G F/A Dm G C C/B F/A Dm

the fuzz gon-na come and claim you. But you mo' bet-ter wise,

8va

15 15 16 | 8 10 10 | 10 10 10 | 15 15 16 | 12 12 12 | 8 10 10 | 10 10 10

w/ Fill 2 (Gtr. 3)

Chords: G F/A Dm G C

when the buzz gon-na come and take you a way.

8va

15 15 16 | 8 10 10 | 10 10 10 | 15 15 16 | / 15 / 17 / 17

Fill 2
Gtr. 3

full (7) 5 full

T
A
B

C^o Fm6 C w/ Fill 3 (Gtr. 3) C^o

Take you a - way.

8va

14 16 17 19 15 13 12 15 12 11 13 11

F6 Fm6 C F G *D.S. al Coda*

Take you a - way.

8va

loco (Strings)

10 10 10 10 9 10 8 9 2 1 0 4 3 4 0 1

⊕ *Coda* F C w/ Fill 5* Chorus Bb7

But it's all o - ver now, ba - by blue. (Oh, do, do, do,

(Ah.) (Ah.)

Gtr. 2 (Strings) *mf* let ring

4 5 4 5 4 5 4 5 4 5 4 5 7 6 7 8

* See following page

Fill 3 Gtr. 3

T 2 0 1 1 0

A

B

C w/ Fill 6 F

C/B Bb7

Long time a-go, - when we was fab. Fab, like this pull-o-ver you sent
fab.) (Ah. _____

let ring -----
7 6 7 8 5 5 5 8 7 6 7 5 6 5

C w/ Fill 5 (Gtr. 3) C C/B

Bb7

to me. Fab. Gear! (Whee!) (Oh, do, do do.)

let ring -----
5 5 5 8 7 6 7 7 6 7 5 5 5

Fill 5
Gtr. 3

8va -----

T 12 12 12 12 12 12 12 13 10 12 12 12 12 12 13 10

A

B 13 13

Fill 6
Gtr. 3

8va -----

T 10 10 10 10 10 12

A

B 13

Fill 7
Gtr. 3

8va -----

T 10 10 10 10 10 12 10 10 10 10 12

A

B 13 13 13

Fill 8
Gtr. 3

T

A 5 5 6 5 7

B

w/ Fill 7 (Gtr. 3)*

w/ Fill 5 (Gtr. 3)*

Bb7 F C Bb7

And you've real - ly got a hold on me. (Oh.) Fab. (Do,do, do,

let ring ----- 1

7 6 7 5 6 5 5 5 7 6 7

* See preceeding page

w/ Fill 8*

w/ Fill 7*

C C/B Bb7 F

Long time a-go, when we was fab. give.) (Whee, ah.

let ring ----- 1

7 6 7 5 5 5 7 6 7 5 6 5

* See preceeding page

Outro

N.C. (C)

N.C. (C)

C

8va -----

Gtr. 2

let ring ----- 1

5 5 5 5 5 5 20 18 15 13

Gtr. 4 (Sitar)

5 6 8 6 8 5 5 5 6 8 1 1/2 full 6

8va.....

Fade

loco

Additional Lyrics

Verse 2

Caressers fleeced you in the morning light.
 Casualties at dawn,
 And we did it all.

Verse 3

The microscopes that magnified the tears
 Studied warts and all.
 Still the life flowed on and on.

NOTATION LEGEND

δva ----- δva ----- δva ----- δva ----- δva ----- δva ----- δva ----- δva -----

Bend (half step) **Bend** **Bend (whole step)** **Bend (whole and half steps)** **Bend (two whole steps)** **Bend and Release** **Prebend (string bent before picking)** **Compound Bend and Release (only first note plucked)**

δva ----- δva ----- δva ----- δva ----- δva ----- δva -----

Compound Bend and Release (every note picked) **Slight Bend (microtone)** **Unison Bend** **Vibrato** **Wide Vibrato** **Rake Strings** **Vibrato Bar Dive and Return** **Vibrato Bar Scooping**

$-1/2$ $-1/2$ $-1/2$ δva ----- δva ----- δva ----- δva ----- δva -----

Vibrato Bar Dips **Legato Slide** **Shift Slide** **Pull-Off** **Hammer-On** **Legato Phrasing (first note picked only)** **Ghost Note**

P.M. ----- Trem. ----- *tremolo*

Staccato Phrasing **Choppy Phrasing (extreme staccato)** **Free-Hand Muting (percussive tone)** **Pick-Hand Muting** **Tremolo Picking** **Trill (fast hammer-on/pull-off combination)**

δva ----- δva ----- δva ----- δva ----- δva -----

Pick Scrapes **Open Harmonic** **Pinch Harmonic (with pick)** **Harp Harmonic** **Tap Artificial Harmonic** **Tap-On Technique** **Bend and Tap-On Technique**

(overtone of 5th generated)



RECORDED VERSIONS

The Best Note-For-Note Transcriptions Available



ALL BOOKS INCLUDE TABLATURE

00690501 Adams, Bryan – Greatest Hits	\$19.95	00690394 Foo Fighters – There Is Nothing Left to Lose	\$19.95	00690299 Presley, Elvis – Best of Elvis: The King of Rock 'n' Roll	\$19.95
00692015 Aerosmith – Greatest Hits	\$22.95	00690222 G3 Live – Satriani, Vai, Johnson	\$22.95	00694975 Queen – Greatest Hits	\$24.95
00690488 Aerosmith – Just Push Play	\$19.95	00690536 Garbage – Beautiful Garbage	\$19.95	00694910 Rage Against the Machine	\$19.95
00690178 Alice in Chains – Acoustic	\$19.95	00690438 Genesis Guitar Anthology	\$19.95	00690395 Rage Against the Machine – The Battle of Los Angeles	\$19.95
00694865 Alice in Chains – Dirt	\$19.95	00690338 Goo Goo Dolls – Dizzy Up the Girl	\$19.95	00690145 Rage Against the Machine – Evil Empire	\$19.95
00694925 Alice in Chains – Jar of Flies/Sap	\$19.95	00690114 Guy, Buddy – Collection Vol. A-J	\$22.95	00690478 Rage Against the Machine – Renegades	\$19.95
00690387 Alice in Chains – Nothing Safe – The Best of the Box	\$19.95	00690193 Guy, Buddy – Collection Vol. L-Y	\$22.95	00690426 Ratt – Best of	\$19.95
00694932 Allman Brothers Band – Volume 1	\$24.95	00694798 Harrison, George – Anthology	\$19.95	00690055 Red Hot Chili Peppers – Bloodsugarsexmagik	\$19.95
00694933 Allman Brothers Band – Volume 2	\$24.95	00692930 Hendrix, Jimi – Are You Experienced?	\$24.95	00690379 Red Hot Chili Peppers – Californication	\$19.95
00694934 Allman Brothers Band – Volume 3	\$24.95	00692931 Hendrix, Jimi – Axis: Bold As Love	\$22.95	00690090 Red Hot Chili Peppers – One Hot Minute	\$22.95
00690513 American Hi-Fi	\$19.95	00694944 Hendrix, Jimi – Blues	\$24.95	00694899 R.E.M. – Automatic for the People	\$19.95
00694878 Atkins, Chet – Vintage Fingerstyle	\$19.95	00692932 Hendrix, Jimi – Electric Ladyland	\$24.95	00690014 Rolling Stones – Exile on Main Street	\$24.95
00690418 Audio Adrenaline, Best of	\$17.95	00690218 Hendrix, Jimi – First Rays of the New Rising Sun	\$27.95	00690135 Rush, Otis – Collection	\$19.95
00690366 Bad Company Original Anthology - Bk 1	\$19.95	00690017 Hendrix, Jimi – Woodstock	\$24.95	00690502 Saliva – Every Six Seconds	\$19.95
00690367 Bad Company Original Anthology - Bk 2	\$19.95	00660029 Holly, Buddy	\$19.95	00690031 Santana's Greatest Hits	\$19.95
00694929 Beatles: 1962-1966	\$24.95	00690054 Hootie & The Blowfish – Cracked Rear View	\$19.95	00120123 Shepherd, Kenny Wayne – Trouble Is	\$19.95
00694930 Beatles: 1967-1970	\$24.95	00690457 Incubus – Make Yourself	\$19.95	00690419 Slipknot	\$19.95
00694880 Beatles – Abbey Road	\$19.95	00690544 Incubus – Morningview	\$19.95	00690530 Slipknot – Iowa	\$19.95
00690110 Beatles – Book 1 (White Album)	\$19.95	00690136 Indigo Girls – 1200 Curfews	\$22.95	00690330 Social Distortion – Live at the Roxy	\$19.95
00694832 Beatles – For Acoustic Guitar	\$19.95	00694833 Joel, Billy – For Guitar	\$19.95	00690385 Sonicflood	\$19.95
00660140 Beatles – Guitar Book	\$19.95	00694912 Johnson, Eric – Ah Via Musicom	\$19.95	00694957 Stewart, Rod – Unplugged...And Seated	\$22.95
00694863 Beatles – Sgt. Pepper's Lonely Hearts Club Band	\$19.95	00694799 Johnson, Robert – At the Crossroads	\$19.95	00690021 Sting – Fields of Gold	\$19.95
00690397 Beck – Midnite Vultures	\$19.95	00690271 Johnson, Robert – The New Transcriptions	\$24.95	00690519 Sum 41 – All Killer No Filler	\$19.95
00694884 Benson, George – Best of	\$19.95	00699131 Joplin, Janis – Best of	\$19.95	00690425 System of a Down	\$19.95
00692385 Berry, Chuck	\$19.95	00693185 Judas Priest – Vintage Hits	\$19.95	00690531 System of a Down – Toxicity	\$19.95
00692200 Black Sabbath – We Sold Our Soul for Rock 'N' Roll	\$19.95	00690444 King, B.B. and Eric Clapton – Riding with the King	\$19.95	00694824 Taylor, James – Best of	\$16.95
00690305 Blink 182 – Dude Ranch	\$19.95	00690339 Kinks, The – Best of	\$19.95	00690238 Third Eye Blind	\$19.95
00690389 Blink 182 – Enema of the State	\$19.95	00690279 Liebert, Ottmar + Luna Negra – Opium Highlights	\$19.95	00690403 Third Eye Blind – Blue	\$19.95
00690523 Blink 182 – Take Off Your Pants & Jacket	\$19.95	00694755 Malmsteen, Yngwie – Rising Force	\$19.95	00690295 Tool – Aenima	\$19.95
00690028 Blue Oyster Cult – Cult Classics	\$19.95	00694956 Marley, Bob – Legend	\$19.95	00690039 Vai, Steve – Alien Love Secrets	\$24.95
00690168 Buchanan, Roy – Collection	\$19.95	00694945 Marley, Bob – Songs of Freedom	\$24.95	00690343 Vai, Steve – Flex-able Leftovers	\$19.95
00690491 Bowie, David – Best of	\$19.95	00690283 McLachlan, Sarah – Best of	\$19.95	00660137 Vai, Steve – Passion & Warfare	\$24.95
00690451 Buckley, Jeff – Collection	\$24.95	00690382 McLachlan, Sarah – Mirrorball	\$19.95	00690392 Vai, Steve – The Ultra Zone	\$19.95
00690364 Cake – Songbook	\$19.95	00690442 Matchbox 20 – Mad Season	\$19.95	00690370 Vaughan, Stevie Ray and Double Trouble – The Real Deal: Greatest Hits Volume 2	\$22.95
00690293 Chapman, Steven Curtis – Best of	\$19.95	00690239 Matchbox 20 – Yourself or Someone Like You	\$19.95	00690455 Vaughan, Stevie Ray – Blues at Sunrise	\$19.95
00690043 Cheap Trick – Best of	\$19.95	00694952 Megadeth – Countdown to Extinction	\$19.95	00690116 Vaughan, Stevie Ray – Guitar Collection	\$24.95
00690171 Chicago – Definitive Guitar Collection	\$22.95	00690391 Megadeth – Risk	\$19.95	00660136 Vaughan, Stevie Ray – In Step	\$19.95
00690415 Clapton Chronicles – Best of Eric Clapton	\$18.95	00694951 Megadeth – Rust in Peace	\$22.95	00660058 Vaughan, Stevie Ray – Lightnin' Blues 1983-1987	\$24.95
00690393 Clapton, Eric – Selections from Blues	\$19.95	00690495 Megadeth – The World Needs a Hero	\$19.95	00690417 Vaughan, Stevie Ray – Live at Carnegie Hall	\$19.95
00690074 Clapton, Eric – The Cream of Clapton	\$24.95	00690040 Miller, Steve, Band – Greatest Hits	\$19.95	00694835 Vaughan, Stevie Ray – The Sky Is Crying	\$22.95
00690010 Clapton, Eric – From the Cradle	\$19.95	00690448 MxPx – The Ever Passing Moment	\$19.95	00690015 Vaughan, Stevie Ray – Texas Flood	\$19.95
00660139 Clapton, Eric – Journeyman	\$19.95	00690189 Nirvana – From the Muddy Banks of the Wishkah	\$19.95	00120026 Walsh, Joe – Look What I Did...	\$24.95
00694869 Clapton, Eric – Unplugged	\$22.95	00694913 Nirvana – In Utero	\$19.95	00694789 Waters, Muddy – Deep Blues	\$24.95
00694896 Clapton, Eric/John Mayall – Bluesbreakers	\$19.95	00694883 Nirvana – Nevermind	\$19.95	00690071 Weezer	\$19.95
00690162 Clash, Best of	\$19.95	00690026 Nirvana – Unplugged™ in New York	\$19.95	00690516 Weezer (The Green Album)	\$19.95
00690494 Coldplay – Parachutes	\$19.95	00690121 Oasis – (What's the Story) Morning Glory	\$19.95	00690286 Weezer – Pinkerton	\$19.95
00694940 Counting Crows – August & Everything After	\$19.95	00690358 Offspring, The – Americana	\$19.95	00690447 Who, The – Best of	\$24.95
00694840 Cream – Disraeli Gears	\$19.95	00690485 Offspring, The – Conspiracy of One	\$19.95	00690320 Williams, Dar – Best of	\$17.95
00690401 Creed – Human Clay	\$19.95	00690203 Offspring, The – Smash	\$18.95	00690319 Wonder, Stevie – Some of the Best	\$17.95
00690352 Creed – My Own Prison	\$19.95	00694847 Osbourne, Ozzy – Best of	\$22.95	00690443 Zappa, Frank – Hot Rats	\$19.95
00690484 dc Talk – Intermission: The Greatest Hits	\$19.95	00694830 Osbourne, Ozzy – No More Tears	\$19.95		
00690289 Deep Purple, Best of	\$17.95	00690538 Oysterhead – The Grand Pecking Order	\$19.95		
00690384 Di Franco, Ani – Best of	\$19.95	00694855 Pearl Jam – Ten	\$19.95		
00690322 Di Franco, Ani – Little Plastic Castle	\$19.95	00690439 Perfect Circle, A – Mer De Noms	\$19.95		
00690380 Di Franco, Ani – Up Up Up Up Up Up	\$19.95	00690176 Phish – Billy Breathes	\$22.95		
00695382 Dire Straits – Sultans of Swing	\$19.95	00690424 Phish – Farmhouse	\$19.95		
00690347 Doors, The – Anthology	\$22.95	00690240 Phish – Hoist	\$19.95		
00690348 Doors, The – Essential Guitar Collection	\$16.95	00690331 Phish – Story of the Ghost	\$19.95		
00690524 Etheridge, Melissa – Skin	\$19.95	00690428 Pink Floyd – Dark Side of the Moon	\$19.95		
00690349 Eve 6	\$19.95	00690456 P.O.D. – The Fundamental Elements of Southtown	\$19.95		
00690496 Everclear, Best of	\$19.95	00693864 Police, The – Best of	\$19.95		
00690515 Extreme II – Pornograffiti	\$19.95				
00690323 Fastball – All the Pain Money Can Buy	\$19.95				
00690235 Foo Fighters – The Colour and the Shape	\$19.95				

Prices and availability subject to change without notice.
Some products may not be available outside the U.S.A.

FOR A COMPLETE LIST OF GUITAR RECORDED VERSIONS TITLES, SEE YOUR LOCAL MUSIC DEALER, OR WRITE TO:



7777 W. BLUEMOUND RD., P.O. BOX 13819 MILWAUKEE, WI 53213

Visit Hal Leonard online at www.halleonard.com 0102

ALL THINGS MUST PASS
ALL THOSE YEARS AGO
APPLE SCRUFFS
BADGE
BANGLA DESH
BLOW AWAY
CRACKERBOX PALACE
DARK HORSE
FOR YOU BLUE
GIVE ME LOVE (GIVE ME PEACE ON EARTH)
HERE COMES THE SUN
I ME MINE
ISN'T IT A PITY
MY SWEET LORD
PIGGIES
SAVOY TRUFFLE
SOMETHING
THIS SONG
WAH WAH
WAKE UP MY LOVE
WHAT IS LIFE
WHEN WE WAS FAB
WHILE MY GUITAR GENTLY WEEPS
YOU

TinyA - 2008

U.S.

HAL
LEONARD
MUSIC

ISBN 0-7580-9479-8



0 73999 94798 4

HL00694798

HL Hal Leonard Publishing Corporation