

A Whole New World

Music by ALAN MENKEN
Words by TIM RICE

Sweetly
D(add9)



D



ALADDIN:

I can show you the world,

G/B



A/C#



Em/G



F#7



F#7/A#



shin - ing, shimmer - ing, splen - did. Tell me prin - cess, now

Bm



Bm/A



G



D



A7



when did you last let your heart de - cide?

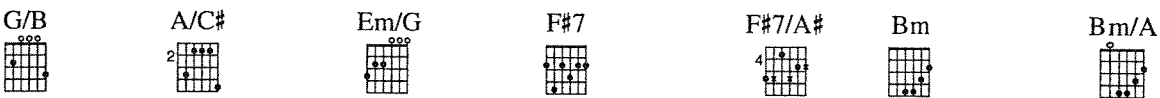
D




I can o - pen your eyes take you won - der by



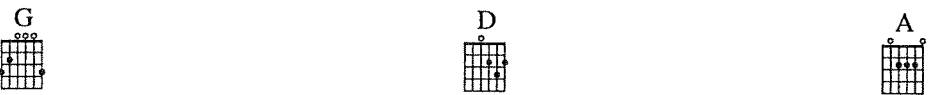
G/B A/C# Em/G F#7 F#7/A# Bm Bm/A




won - der o - ver, side - ways and un - der on a



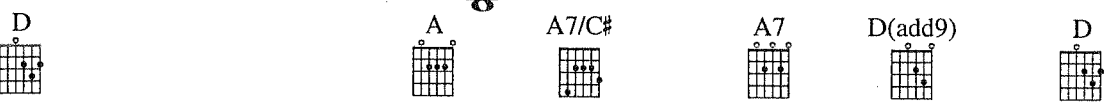
G D A




mag - ic car - pet ride. — A whole new world —



D A A7/C# A7 D(add9) D



— a new fan - tas - tic point — of view. — No - one to



G D/F# G D/F# Bm7 E7sus E7

tell us no or where to go or say we're on - ly dream -

G/A *JASMINE:* A D



ing. A whole new world a daz - zling

A A#dim7 F#7/A# Bm D7 G D/F#

place I nev - er knew. — But when I'm way up here it's


G D/F# Bm7 E7sus E7 C A7sus A7

crys - tal clear that now I'm in a whole new world with

D  **F** 

JASMINE:
you. Un - be - liev - a - ble

ALADDIN:
Now I'm in a whole new world with you.



Bb/D  **C/E** 

sights in - de - scrib - a - ble feel - ing.



Gm/Bb  **A7sus**  **A7**  **Dm**  **Dm/C**  **Bb** 

Soar - ing, tum - bling, free - wheel - ing through an end - less dia - mond sky. .



F C F

A whole new world a hun - dred

Don't you dare close your eyes.

C F Bb F/A

thou - sand things to see. I'm like a shoot - ing star I've

Hold your breath it gets bet - ter.

Bb F/A Dm G7sus G7 Bb/C

come so far I can't go back to where I used to

A whole new

C F C C#dim7

be. Ev-'ry turn a sur - prise. Ev-'ry mo - ment red -

world _____ with new ho - ri - zons to _____ pur - sue.

Detailed description: This system contains the first two lines of music. The top line is a vocal line in treble clef with lyrics. The second line is a piano accompaniment in bass clef. Above the first line, four guitar chord diagrams are shown: C, F, C, and C#dim7. Trills (marked with a '3') are present in the vocal line.

Dm F7/C Bb F/A Bb F/A

let - ter. I'll chase them an - y - where. There's time to spare.

I'll chase them an - y - where. There's time to spare.

Detailed description: This system contains the next two lines of music. The top line is a vocal line with lyrics. The second line is a piano accompaniment. Above the first line, six guitar chord diagrams are shown: Dm, F7/C, Bb, F/A, Bb, and F/A. Trills (marked with a '3') are present in the vocal line.

Dm G7sus G7 Eb Bb/C C7 Dm F/C

Let me share this whole new world with you. _____

Let me share this whole new world with you. _____ A whole new

Detailed description: This system contains the final two lines of music. The top line is a vocal line with lyrics. The second line is a piano accompaniment. Above the first line, eight guitar chord diagrams are shown: Dm, G7sus, G7, Eb, Bb/C, C7, Dm, and F/C. Trills (marked with a '3') are present in the vocal line.

Bb(add9) F/A Gm7(add4) F/A

A whole new world, _____ that's where we'll be.

world, _____ that's where we'll be. _____ A thrill-ing

Detailed description: This system contains the first two vocal lines and the piano accompaniment for the first four measures. The piano part features a steady eighth-note accompaniment in the right hand and a bass line with occasional eighth notes in the left hand. Chord diagrams for Bb(add9), F/A, Gm7(add4), and F/A are provided above the staff.

Bb(add9) C7sus F

A won-d'rous place for you and me. _____

chase for you and me. _____

Detailed description: This system contains the second two vocal lines and the piano accompaniment for the next four measures. The piano accompaniment continues with a similar rhythmic pattern. Chord diagrams for Bb(add9), C7sus, and F are provided above the staff.

rit.

Ped.

Detailed description: This system shows the piano accompaniment for the final three measures of the piece. It includes a *rit.* (ritardando) marking and a *Ped.* (pedal) marking. The piano part concludes with a final chord and a fermata. A small asterisk is located at the bottom right of the page.