




Dig With Me

Words & Music by
Allie Moss & Rob Seals

Capo 1st fret



Moderately slow


Am  C 







mp
w/fingers
let ring throughout

*All music sounds a half step higher than written due to capo. Capoted fret is "o" in tab.

Gsus⁴  Am 



C  Gsus⁴  Am 



1. What gave me a-

Verse



- way? Was it my face?_ It's writ-ten on there_ clear_ as day,_ is-n't it?_

T 2 0 1 0 1 0 1 0 1 0 0 1 0 0 1 0 0 1 0 0 1 0 2 1 0 2 1 0 1 0 1
 A 3 2 0 3 2 0 3 2 0 3 0 0 3 0 0 3 0 0 3 0 2 0 2 2 3 2 0 3
 B 3



— Well, that's one thing_ that's still the_ same.____ And I won't lie to you, _

T 0 0 1 0 0 1 0 0 1 0 3 0 1 0 3 0 1 0 0 1 0 0 1 0 2 1 0 2 1 0 2 1 0 2 1
 A 3 3 3 3 3 3 3 3 3 0 3 0 3 0 0 3 0 0 3 0 2 0 2 0 2 2 0 2 2 1
 B 3



— love; I'm not o - kay. _ I've al-read-y spent_ too_ much time_ hid-ing that. _

T 2 0 1 0 1 0 1 0 1 0 0 1 0 0 1 0 0 1 0 0 1 0 2 1 0 2 1 0 1 0 1
 A 3 2 0 3 2 0 3 2 0 3 0 0 3 0 0 3 0 0 3 0 2 0 2 2 3 2 0 3 2 0 3
 B 3



— And that's one thing that has to change.—

Chorus



Pas - sions I'd laid to rest may still have some life in them. So



dig, dig, with me. Let's raise this thing from the dead and breathe some life

To Coda \oplus



in it. Be - lieve with me.

Tablature: T 3 2 1 3 2 1 3 2 1 3 2 1 | 3 2 0 1 3 2 0 1 | 0 0 1 0 0 1 0 0 1 0 0 1

Bass: A 1 1 1 1 | 3 2 3 2 | 3 3 3 3

Verse



2. We al - ways say that we know how to make

Tablature: T 0 2 2 1 0 2 2 1 0 2 2 1 | 3 2 0 1 3 2 0 1 3 2 0 1 | 0 0 1 0 0 1 0 0 1 0 0 1

Bass: A 0 2 0 2 0 2 0 2 | 3 2 3 2 3 2 3 2 0 1 | 3 3 3 3



light of what's heav-i - est some - how. Tell me that's

Tablature: T 0 2 2 1 0 2 2 1 0 2 2 1 | 0 0 1 0 0 1 0 0 1 0 0 1

Bass: A 0 2 0 2 3 2 3 2 0 1 | 3 3 3 3



D.S. al Coda

one thing that has - n't changed.

The first system of music features a vocal line in 2/4 time with lyrics "one thing that has - n't changed." The guitar line consists of a steady eighth-note accompaniment. The bass line is a simple bass line with fingerings 0, 3, 0, 1, 0, 3, 0, 1.

⊕ Coda



Oo, oh.

Rhy. Fig. 1 **End Rhy. Fig. 1**

The Coda section begins with a vocal line saying "Oo, oh." The guitar line features a rhythmic figure (Rhy. Fig. 1) of eighth notes. The bass line includes fingerings such as 0, 2, 2, 1, 0, 2, 2, 1, 0, 2, 2, 1, 0, 2, 2, 1, 3, 2, 0, 1, 3, 2, 0, 1, 3, 2, 0, 1, 0, 0, 1, 0, 0, 1, 0, 0, 1, 3, 3, 3, 3.

w/Rhy. Fig. 1



Oo. Oo, oh.

The final section of the page shows a vocal line with "Oo." and "Oo, oh." The guitar line continues with the rhythmic figure. The bass line includes fingerings 0, 2, 2, 1, 0, 2, 2, 1, 0, 2, 2, 1, 3, 2, 0, 1, 3, 2, 0, 1, 0, 0, 1, 0, 0, 1, 3, 3, 3, 3.

w/Rhy. Fig. 1



Lean my weight, lean your weight, lean our weight.

w/Rhy. Fig. 1



Play 3 times

Lean our weight, lean our weight, lean our weight.



Lean our weight, lean our weight, lean our weight.

T 1 1 1 1 1 1 1 1 1 1 1 1 1 1 1 1 1 1
A 2 2 2 2 2 2 2 2 2 2 2 2 2 2 2 2 2 2
B 0 0 0 0 0 0 0 0 3 3 3 3 3 3 3 3 3 3



Freely

Let's get our hands dirt - y.

rit.

T 0 0 0 0 0 0 0 0 0 0 0 0 0 0 0 0 0 0
A 0 0 0 0 0 0 0 0 0 0 0 0 0 0 0 0 0 0
B 3 3 3 3 0 3 0 3 0 3 0 3 0 3 0 3 0 0