

# WHAT'S UP

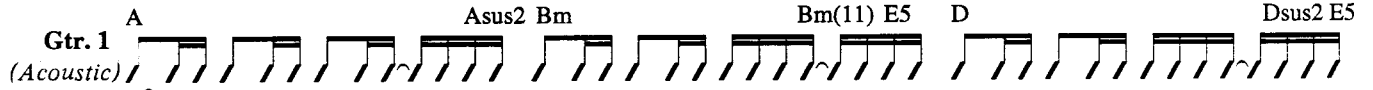
Words and Music by  
LINDA PERRY

**A**  **Asus2**  **Bm**  **Bm(11)**  **E5**  **D**  **Dsus2**  **Dsus**  **AV** 


Slowly ♩ = 63

Intro:

**Gtr. 1** **A** **Asus2 Bm** **Bm(11) E5** **D** **Dsus2 E5**  
*(Acoustic)* *mf*



**Gtr. 2**




Rhy. Fig. 1

**A** **Asus2** **A** **Asus2 Bm** **Bm(11) E5**




Riff A

*mf*

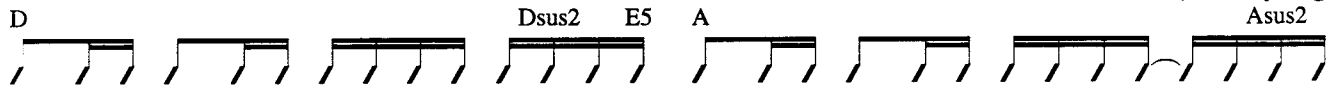


TAB



(end Rhy. Fig. 1)


**D** **Dsus2 E5** **A** **Asus2**



(end Riff A)



TAB



Verse:

w/Rhy. Fig. 1 (2 times)


**A** **Asus2** **Bm** **Bm(11)E5**



1. Twen-ty-five years and my life is still \_ try - in' to get up that great big hill \_ of \_  
 2. See additional lyrics.



TAB



D Dsus2 E5 A Asus2

hope for a des - tin - a - tion. I

TAB: 2 2 4 2 4 2 5 2 5 7

A Asus2 Bm Bm(11)E5

real-ized quick - ly, as I know I should, that this world - was made up of this broth-er - hood - of - man,

TAB: 7 7 7 4 2 4 2 4 2 4 2 4

substitute w/Fill 1 (Gtr. 2, Verse 2)

D Dsus2 E5 A Asus2

for what - ev - er that means. And so I

TAB: 2 2 4 2 4 2 5 7 5 7

**Fill 1**  
Gtr. 2

TAB: 5

Pre-Chorus:

w/Rhy. Fig. 1 (Gtr. 1, 2 times)

A

Asus2

Bm

Bm(11)E5

musical notation for the first system of the pre-chorus, showing a vocal line in treble clef with a key signature of two sharps (F# and C#).

cry some-times when I'm ly-ing in bed, \_ just to get it all out, \_ what's in \_\_\_ my head. \_ And I, \_

Gtr. 2 (1st time)

musical notation for the first time of the guitar 2 part, showing a treble clef staff with a key signature of two sharps.

tablature for the first time of the guitar 2 part, showing fret numbers on the strings.

Gtr. 2 (2nd time)

musical notation for the second time of the guitar 2 part, showing a treble clef staff with a key signature of two sharps.

tablature for the second time of the guitar 2 part, showing fret numbers on the strings.

D

Dsus2 E5

A

Asus2

musical notation for the second system of the pre-chorus, showing a vocal line in treble clef with a key signature of two sharps.

and I'm feel-ing a lit - tle pec - ul - iar. And so I

musical notation for the second time of the guitar 2 part, showing a treble clef staff with a key signature of two sharps.

tablature for the second time of the guitar 2 part, showing fret numbers on the strings.

musical notation for the second time of the guitar 2 part, showing a treble clef staff with a key signature of two sharps.

tablature for the second time of the guitar 2 part, showing fret numbers on the strings.

A Asus2 Bm Bm(11)E5

wake in the morn-ing and I step out - side, \_ and I take a deep breath\_ and I get \_\_\_ real high.. And I

The first system of music features a vocal line with lyrics and a piano accompaniment. The guitar part includes a standard six-string guitar (G, A, B) and a tenor guitar (T) with a capo on the 2nd fret. The guitar tablature shows the following fret numbers: G (2, 2, 0), A (2, 2, 0), B (2, 2, 0) for the first measure, and G (3, 4, 2), A (4, 2, 0), B (2, 2, 0) for the second measure.

D Dsus2 E5 A To Coda ⊕  
Asus2

scream from the top of my lungs, \_ "What's go - ing \_\_\_ on?" \_ And I \_\_\_ say

The second system of music continues the vocal line and piano accompaniment. The guitar part includes a standard six-string guitar (G, A, B) and a tenor guitar (T) with a capo on the 2nd fret. The guitar tablature shows the following fret numbers: G (7, 7, 5), A (7, 7, 5), B (7, 7, 5) for the first measure, and G (7, 7, 7), A (7, 7, 7), B (7, 7, 5) for the second measure. The system concludes with a Coda section featuring a 'hold' instruction and a wavy line, with guitar tablature for G (17, 16, 14), A (17, 16, 16), and B (16).

Chorus:  
w/Rhy. Fig. 1 (Gtr. 1, 2 times)

A Asus2 Bm Bm(11)E5

hey, \_\_\_\_\_ hey. \_\_\_\_\_ I said hey, -

T	2	2	2	2	2	2	2	2	2	2	2	3	3	3	3	3	3	3	3
A	2	2	2	2	2	2	2	2	2	2	2	4	4	4	4	4	4	4	4
B	0	0	0	0	0	0	0	0	0	0	0	2	2	2	2	2	2	2	2

D Dsus2 E5 A Asus2

\_\_\_\_\_ a - what's go - ing \_\_\_\_\_ on. \_\_\_\_\_ And I \_\_\_\_\_ say

T	7	7	7	7	7	7	7	7	7	7	7	2	2	2	2	2	2	2	2
A	7	7	7	7	7	7	7	7	7	7	7	7	2	2	2	2	2	2	2
B	5	5	5	5	5	5	5	5	5	5	5	0	0	0	0	0	0	0	0

A Asus2 Bm Bm(11)E5

hey, \_\_\_\_\_ hey. \_\_\_\_\_ I said hey, -

T	2	2	2	2	2	2	2	2	2	2	2	3	3	3	3	3	3	3	3
A	2	2	2	2	2	2	2	2	2	2	2	4	4	4	4	4	4	4	4
B	0	0	0	0	0	0	0	0	0	0	0	2	2	2	2	2	2	2	2

D Dsus2 E5 A Asus2

\_\_\_\_\_ a - what's go - ing \_\_\_\_\_ on? \_\_\_\_\_

T	7	7	7	7	7	7	7	7	7	7	7	2	2	2	2	2	2	2	2
A	7	7	7	7	7	7	7	7	7	7	7	2	2	2	2	2	2	2	2
B	5	5	5	5	5	5	5	5	5	5	5	0	0	0	0	0	0	0	0

w/Rhy. Fig. 1 (Gtr. 1) & Riff A (Gtr. 2) both 2 times

A Asus2 Bm Bm(11) E5 D Dsus2 E5

Ooo, \_ ooo, \_ ooo, \_ ooo.

A Asus2 A Asus2 Bm Bm(11) E5

Ooo, ooo, ooo.

D Dsus2 E5 A D.S.  $\text{\textcircled{S}}$  al Coda Asus2

ooo. 2. And I try

$\text{\textcircled{C}}$   
Coda

\* Chorus:  
w/Rhy. Fig. 1 (Gtr. 1)

A Asus2 Bm Bm(11)E5

hey, Wake in the morn-ing and I step out - side, hey. take a deep breath\_ and I get\_\_ real high, I said hey, and I

Gtr. 2

T																						
A	2	2	2	2	2	2	2	2	2	2	2	4	4	4	4	4	4	4	4	4	4	4
B	0	0	0	0	0	0	0	0	0	0	0	2	2	2	2	2	2	2	2	2	2	2

\*Bkgrd. vocals on 3rd & 4th times only.

D Dsus2 E5 A 1.2.3. 4. Asus2 A Asus2

scream, a-what's go-ing\_ on?\_ And I\_ say, \_ "What's go-ing\_ on?"\_

T	7	7	7	7	7	7	2	2	2	2	2	2	2	2	2	2	2	2	2	2	2	2
A	7	7	7	7	7	7	2	2	2	2	2	2	2	2	2	2	2	2	2	2	2	2
B	5	5	5	5	5	5	0	0	0	0	0	0	0	0	0	0	0	0	0	0	0	0

w/Rhy. Fig. 1 (Gtr. 1)

A Asus2 Bm Bm(11) E5

Ooo, ooo, ooo,

T  
A  
B

7 7 7 4 2 4 2 4 2 4 2 4

D rit. Dsus2 E5 A Slower ♩ = 58 (♩ = ♩<sup>3</sup>) Asus2

ooo, ah - huh.

T  
A  
B

2 7 7 7 5 5 7

Outro:

A Asus2 Bm E5

Twenty-five years and my life is still try-in' to get up that great big hill of

D rit. Dsus D Dsus2 E5 A

hope for a des-tin-a-tion, mmm.

Verse 2:

And I try, oh my God, do I try.  
 I try all the time in this institution.  
 And I pray, oh my God, do I pray.  
 I pray every single day for a revolution.  
 (To Chorus:)