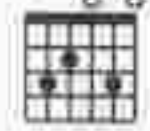


ALL MY LIFE

Words by JOEL HAILEY
Music by JOEL HAILEY and RORY BENNETT

Slowly, somewhat freely

C(add9)



F6/9



Gsus2/B



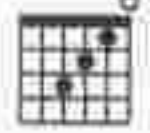

Fsus2/C



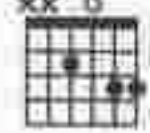
mf

With pedal


Ebsus2/G Fmaj7



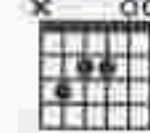
Csus2/E



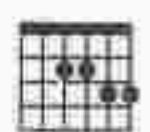
Bbsus2/D




Cmaj7(add13)




Am7(add4)



C/F



E5

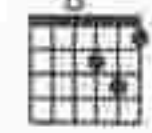


N.C.

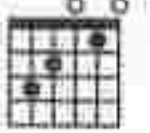
Ba-by, ba-by, ba-by, ba-by, ba-by, ba-by,

Slowly, steadily

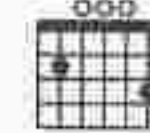
Dm



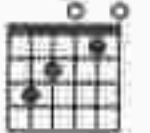
C



G/B



C



G/B



ba-by, ba-by, ba-by, ba-by, babe.
(Vocal 1st time only)

Original key: D \flat major. This edition has been transposed down one half-step to be more playable.

Am7 Dm C G

This system shows the first four measures of the piece. The guitar part has a treble clef and contains four whole rests, with chord diagrams for Am7, Dm, C, and G above each. The piano accompaniment has a grand staff with a treble clef and a bass clef. The right hand plays a sequence of eighth notes: G4, A4, B4, C5, D5, E5, F5, G5. The left hand plays a sequence of whole notes: G2, D2, G2, D2.

1 C G/B Am7 2 C G

This system shows measures 5-6 and 7-8. The guitar part has a treble clef and contains four whole rests, with chord diagrams for C, G/B, Am7, C, and G above each. A first ending bracket covers measures 5-6, and a second ending bracket covers measures 7-8. The piano accompaniment has a grand staff. The right hand plays eighth notes: G4, A4, B4, C5, D5, E5, F5, G5. The left hand plays whole notes: G2, D2, G2, D2.

Am7 C C/B Am7

I will nev - er find an - oth - er lov - er sweet - er than

This system shows measures 9-12. The guitar part has a treble clef and contains four whole notes with chord diagrams for Am7, C, C/B, and Am7 above each. The piano accompaniment has a grand staff. The right hand plays eighth notes: G4, A4, B4, C5, D5, E5, F5, G5. The left hand plays whole notes: G2, D2, G2, D2.

F(add2) G5 C C/B

you, sweet - er than you. — And I will nev - er find an - oth - er

This system shows measures 13-16. The guitar part has a treble clef and contains four whole notes with chord diagrams for F(add2), G5 (with a 3tr), C, and C/B above each. The piano accompaniment has a grand staff. The right hand plays eighth notes: G4, A4, B4, C5, D5, E5, F5, G5. The left hand plays whole notes: G2, D2, G2, D2.

Am7 F Gsus 3fr

lov - er more pre - cious than you, — more pre - cious than you. — Girl, you are

The first system of the musical score features a vocal line with lyrics and a piano accompaniment. The guitar chords are Am7, F, and Gsus (3fr). The piano accompaniment consists of chords in the right hand and a bass line in the left hand.

C C/B Am7 F(add2)

close to me, you're like my moth - er, close to me, you're like my fath - er, close to me, you're like my sis - ter,

The second system continues the musical score. The guitar chords are C, C/B, Am7, and F(add2). The piano accompaniment features a steady eighth-note pattern in the right hand and a bass line in the left hand.

Gsus 3fr Am7 F(add2)

close to me, you're like my broth - er. You are the on - ly one. — You're my ev -

The third system continues the musical score. The guitar chords are Gsus (3fr), Am7, and F(add2). The piano accompaniment features a steady eighth-note pattern in the right hand and a bass line in the left hand.

Dm7 G Dm C

- 'ry - thing and for you — this song — I sing. — all my life —

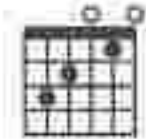
And

The fourth system concludes the musical score. The guitar chords are Dm7, G, Dm, and C. The piano accompaniment features a steady eighth-note pattern in the right hand and a bass line in the left hand. A section symbol (§) is placed above the final measure.

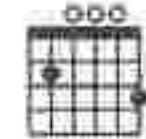
G/B



C



G/B

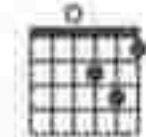


Am7

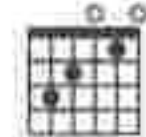


I prayed for some - one — like you and

Dm



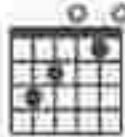
C



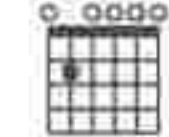
G/B



C



Em7

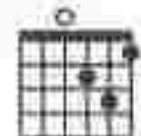


I thank God — that I, that I fin - al - ly found

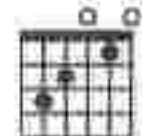
Am7



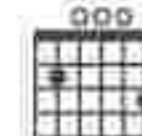
Dm



C



G/B



— you. For all my life — I

E/G#



Am7



F



G



Am



prayed for some - one — like you, and I hope that — you

G Am G/B C G/B Am

feel the same way too. Yes, I

Detailed description: This system contains the first two staves of music. The top staff is a vocal line with lyrics. Above it are six guitar chord diagrams: G, Am, G/B, C, G/B, and Am. The bottom two staves are piano accompaniment. The first measure has a long note on 'feel' with a slur over it. The second measure has a slur over 'the same way'. The third measure has a slur over 'too.' and a fermata. The fourth measure has a slur over 'Yes, I'.

To Coda ⊕

F G Am G Am G/B C

pray that you do love me too, I said you're

Detailed description: This system contains the second two staves of music. The top staff is a vocal line with lyrics. Above it are seven guitar chord diagrams: F, G, Am, G, Am, G/B, and C. The bottom two staves are piano accompaniment. The first measure has a long note on 'pray' with a slur over it. The second measure has a slur over 'that you'. The third measure has a slur over 'do love me'. The fourth measure has a slur over 'too, I said you're'.

Am7 F Gsus

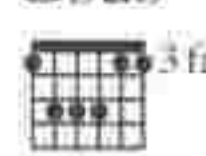
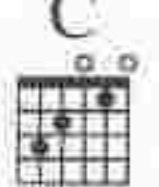
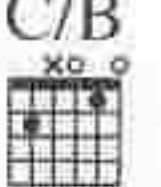
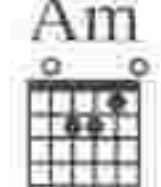
all that I'm thinking of.

Detailed description: This system contains the third two staves of music. The top staff is a vocal line with lyrics. Above it are three guitar chord diagrams: Am7, F, and Gsus. The bottom two staves are piano accompaniment. The first measure has a long note on 'all' with a slur over it. The second measure has a slur over 'that I'm think'. The third measure has a slur over 'ing of.' and a fermata.


C Am7 F

Da, da, da, da, da. Da, da, da, da, da. Da, da, da, da, da. Da, da,

Detailed description: This system contains the fourth two staves of music. The top staff is a vocal line with lyrics. Above it are three guitar chord diagrams: C, Am7, and F. The bottom two staves are piano accompaniment. The first measure has a slur over 'Da, da, da, da, da.'. The second measure has a slur over 'Da, da, da, da, da.'. The third measure has a slur over 'Da, da, da, da, da.'. The fourth measure has a slur over 'Da, da,'.

Gsus  C  C/B  Am 


da, da, da. Said I prom-ise to nev-er fall in love ___ with a strang-er.



F(add2)  Gsus  Am7 

You're all I'm think-ing of. I praise the Lord a-bove for send-ing me your love.



Fmaj7  Dm9  G  D.S. al Coda

I cher-ish ev-'ry hug. I real-ly love you. For



CODA  G  Am  G/B  Dm 

do love ___ me. You're all ___ that ___ I ev-



Bm7 \flat 5 E Am A/C \sharp

er know. When you smile — on my face, — all I see — is a glow. You turned —

Dm Bm7 \flat 5 E

— my life — a - round. You picked — me up — when I — was down. —

Am A/C \sharp Dm Bm7 \flat 5

— You're all that I ev - er know. When you smile life is glow.

E Am A/C \sharp Dm

You picked me up when I was down. Say'n you're all that I ev - er know.

Bm7b5 E Am

When you smile life is glow. You picked me up when I was down. And I

F G Am G Am G/B C G/B

hope that you feel the same way too.

Am F G Am G Am G/B

Yes, I pray that you do love me

C Am7 A/C# Dm C

too. In all my life

G/B C Am7 Dm C

I prayed for some - one — like you and I thank God

G/B C Em7 Am7 Dm C

that — I, that I fin - al - ly found — you. — For all my life —

G/B E/G# Am7

Repeat and Fade

I prayed for some - one — like you. Yes, I

Optional Ending

Am7 F G Am G Am G/B C

you.

HL00351783

